

# 2023

## Sport Partnerships Survey Report

*Special  
Olympics*





# Sport Partnerships – Why?

Our vision is an inclusive world for all, driven by the power of sport, through which people with intellectual disabilities live active, healthy and fulfilling lives.

OUR **VISION** IS AN INCLUSIVE WORLD FOR ALL, DRIVEN BY THE POWER OF SPORT, THROUGH WHICH PEOPLE WITH INTELLECTUAL DISABILITIES LIVE AN ACTIVE HEALTHY AND FULFILLING LIFE.

**GOAL A**

INCREASE LOCAL SPORTS PARTICIPATION AND WELL-BEING TO STRENGTHEN COMMUNITIES

**GOAL B**

REMOVE BARRIERS TO INCLUSION AND EXPAND REACH THROUGH DIGITAL TECHNOLOGY



Diversify Revenue

Build The Brand

Drive Excellence

# Sport Partnerships – Why?



Kiera Byland, BEM and chair of the Global Athlete Leader Congress and Special Olympics Board member recently attended the Global Sport Conference, SportAccord, representing Special Olympics across the sporting community. She had this to say about the experience -



**“This experience has been eye-opening, not just for me, but for the hundreds of international sport federations and organizations in attendance at SportAccord 2024. By being here in Birmingham this week, we have helped leading sport leaders to grow their knowledge of accessible and inclusive sport.**

**These sport leaders will take our message of inclusion and go on to influence millions of individuals around the world. We came here with the mission to share Special Olympics’ message of ‘Choose to Include’ and I feel that we achieved this goal.”**



# Table of Contents

**01.** | **KEY STATISTICS**  
The key data points from our  
2023 Sport Partnership Survey

**03.** | **MEDAL TABLE**  
“Top 3” statistics across the data

**05.** | **BREAKDOWN BY SPORT**  
Learn about Partnership trends  
across sports

**02.** | **GLOBAL BREAKDOWN**  
Understanding survey participation and  
impact around the world

**04.** | **BREAKDOWN BY  
ENGAGEMENT AREA**  
Learn how Special Olympics works  
with it’s Sport Partners



# Key Statistics

---



# Total Partnerships

1225

+13.11% increase from 2022 results (1083)

---

International, Regional and National Federation Partnerships, as well as NOCs and NPCs reported in 2023



# Value-in-Kind Total

# \$7,490,000

+20.03% Increase from 2022 results (\$6.24m)

---

estimated Value-In-Kind provided through partnerships



# Number of Programs

187

+8.09% Increase from 2022 results (173)

---

Special Olympics programs completed the survey





# Global Breakdown

# Global Survey Participation



Region	2022 Responses		2023 Responses	
Africa	36 / 38	95%	28 / 38	74%
Asia Pacific	31 / 31	100%	27 / 28	96%
East Asia	6 / 6	100%	6 / 6	100%
Europe Eurasia	51 / 56	91%	52 / 56	93%
Latin America	21 / 21	100%	21 / 21	100%
Middle East / North Africa	18 / 23	78%	13 / 23	57%
North America – Non-USA	22 / 23	96%	21 / 23	91%



## International




Special Olympics Inc., partners with International Sport Federations, who govern sports globally.

## Regional



Special Olympics regions partner with Regional Sport Federations, who govern sports within the region.

## National



Special Olympics programs partners with National Sport Federations, who govern sports nationally.



## Partnership Scope



## National Olympic Committee Partnerships

57

## National Paralympic Committee Partnerships

30

## Sport Ministry Partnerships

97



# Medal Table



Latin America



Europe Eurasia



Asia Pacific



**Regions  
with most  
Regional  
Partnerships**



Europe Eurasia



Latin America



Africa



**Regions  
with the most  
National  
Partnerships**



Germany



Netherlands



Sweden



Cuba



Bulgaria & Italy



Uruguay



**Programs with  
the most  
Partnerships**





### Level 3



+57 since 2022 (389)

Special Olympics program & National Federation collaborate on more than 3 areas.

### Level 2



+28 since 2022 (419)

Special Olympics program & National Federation collaborate on 2-3 areas.

### Level 1



-8 since 2022 (275)

Special Olympics program & National Federation collaborate on 1 area.


Levels are based on the number of areas Special Olympics programs collaborate on with each respective partner (i.e. Coach Education, Competition Management, etc.)

## Partnership Levels





## Football



## Athletics



## Swimming



In which sports do Special Olympics programs have the most partnerships with federations?

# Top Sports Overall





## Basketball



## Badminton



## Table Tennis



In which sports do Special Olympics programs have the most partnerships, in which Special Olympics International has an IF partnership?

# Top Sports IF Support





## Football



## Athletics



## Basketball



In which sports do Special Olympics programs have the most engagement with federations?

# Top Sports

Most Engaged Partnerships  
Level 3





Which areas are Special Olympics programs working closely with their federation partners?

## Top Engagement Areas



### Access to Competition & Training Venues



+39 since 2022 (752)

### Coach Education & Training Support



+4 since 2022 (673)

### Sport Officials Training & Competition Support



+18 since 2022 (568)



# Areas of Engagement

# Coach Education & Training Support

Special Olympics programs working closely with National Federations on Coach Education and Training



- 282** Europe Eurasia
- 139** Latin America
- 89** Africa
- 71** Asia Pacific
- 68** United States
- 52** Middle East/North Africa
- 46** North America – Non-US
- 31** East Asia

Sport (Summer)	Number of Partnerships
Football	74
Athletics	56
Badminton	45
Basketball	46
Swimming	39
Tennis	34
Table Tennis	29
Golf	23
NOC	27
Bowling	29
Volleyball	24
NPC	16
Handball	11
Judo	20

Sport (Summer)	Number of Partnerships
Powerlifting	22
Equestrian	11
Bocce	20
Gymnastics, Artistic	12
Gymnastics, Rhythmic	15
Cycling	17
Hockey	13
Triathlon	9
Beach Volleyball	4
Kayak	6
Sailing	6
Cheerleading	3
Open Water	7
Roller Skating	3

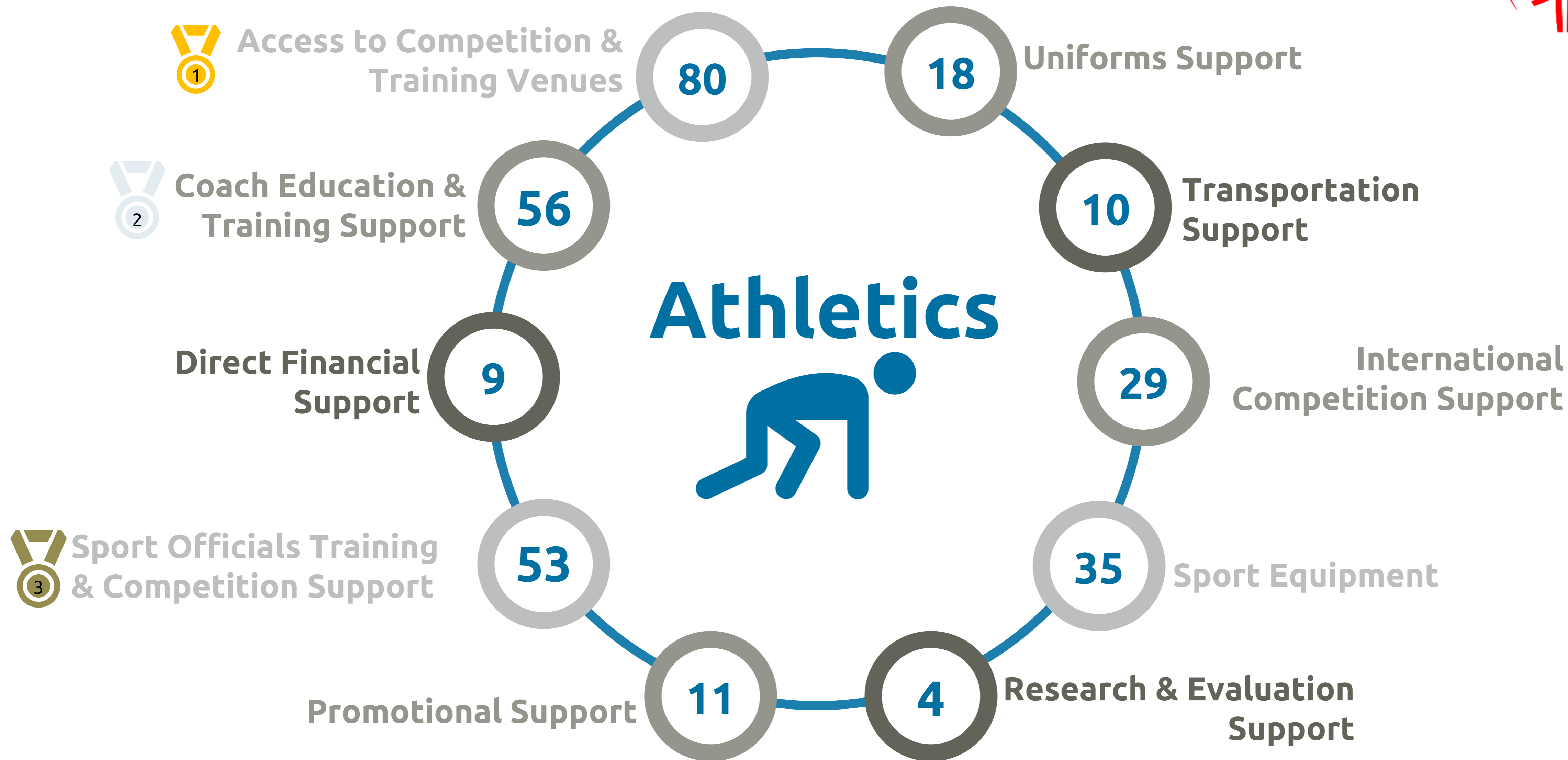
Sport (Winter)	Number of Partnerships
Floorball	24
Alpine Skiing	14
Cross Country Skiing	9
Figure Skating	14
Snowboarding	6
Dance	6
Floor Hockey	3
Short Track	8
Snowshoeing	4

\*Programs can request this data on any of the Engagement areas by reaching out to Ninah Henry, [ahenry@specialolympics.org](mailto:ahenry@specialolympics.org). Coach Education & Training has been shown as an example.

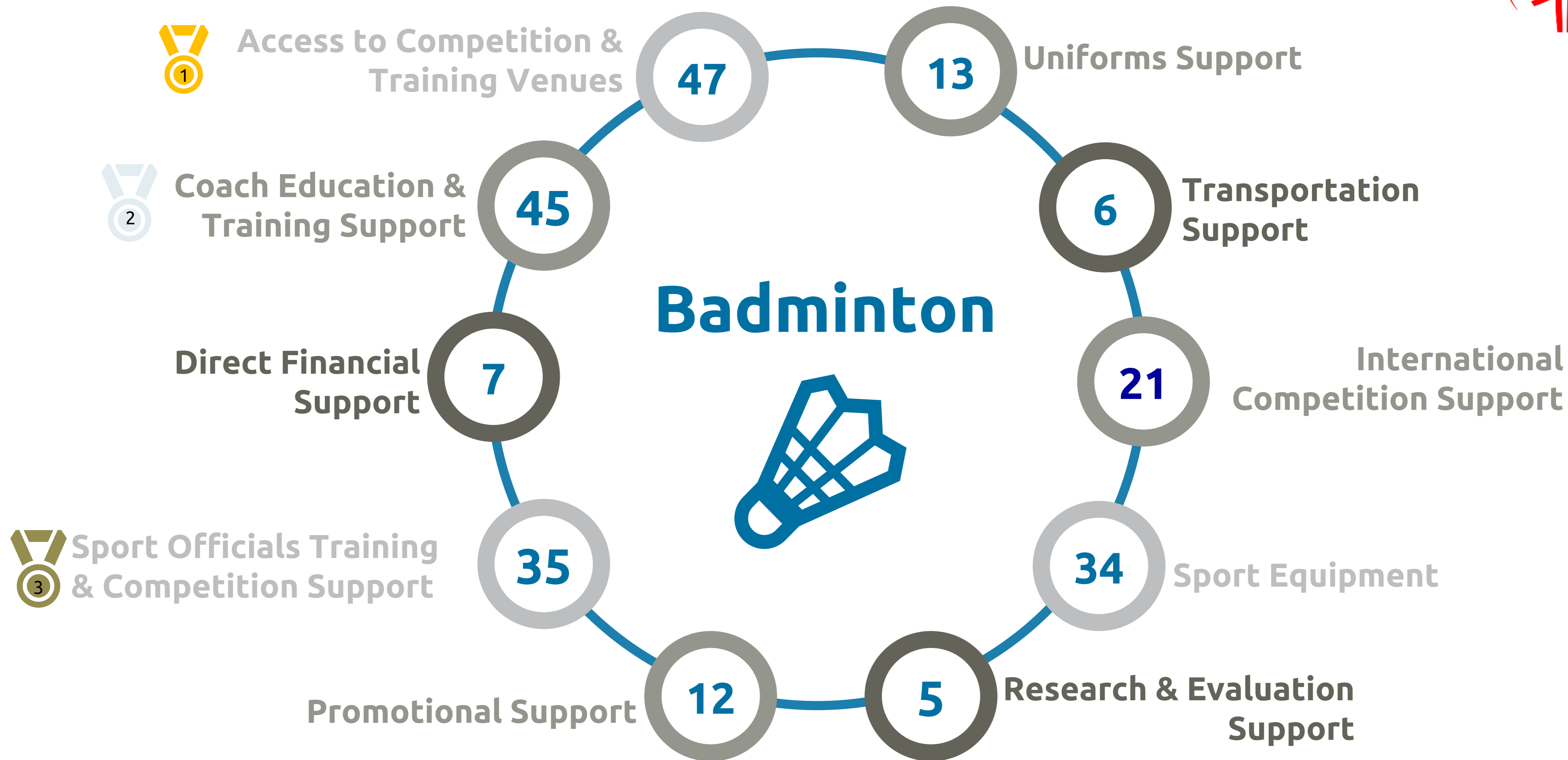


# Breakdown by Sport





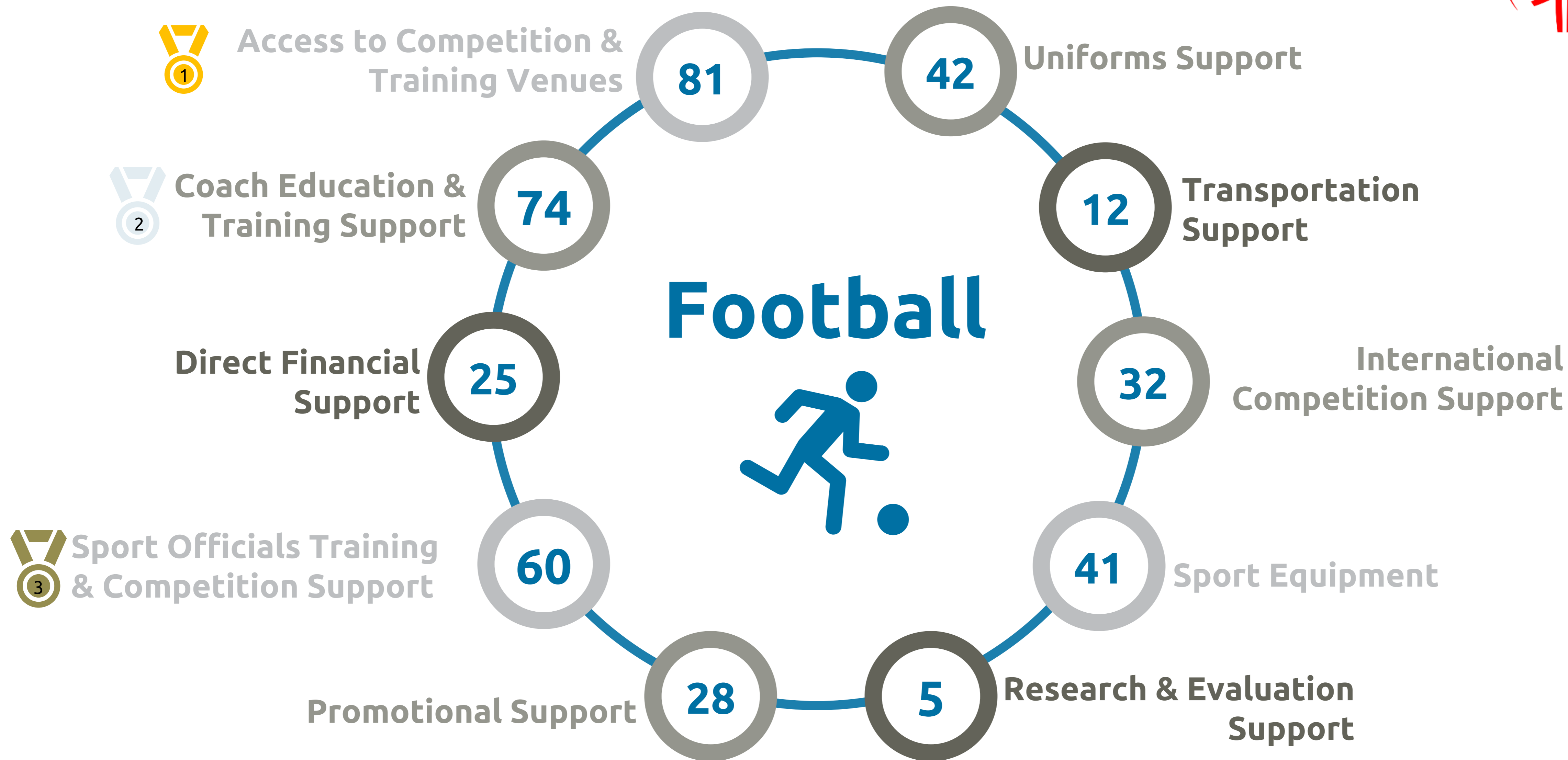
\*Programs can request this data on any of the Sports by reaching out to Ninah Henry, [ahenry@specialolympics.org](mailto:ahenry@specialolympics.org).



\*Programs can request this data on any of the Sports by reaching out to Ninah Henry, [ahenry@specialolympics.org](mailto:ahenry@specialolympics.org).



\*Programs can request this data on any of the Sports by reaching out to Ninah Henry, [ahenry@specialolympics.org](mailto:ahenry@specialolympics.org).



\*Programs can request this data on any of the Sports by reaching out to Ninah Henry, [ahenry@specialolympics.org](mailto:ahenry@specialolympics.org).



\*Programs can request this data on any of the Sports by reaching out to Ninah Henry, [ahenry@specialolympics.org](mailto:ahenry@specialolympics.org).



**Thank  
You!**

