

Special Olympics

COACH WEBINAR SERIES

2024

Presented by: Gallagher

DELIVERING THE COACH DEVELOPMENT OPPORTUNITIES YOU WANT



SO YOU CAN PROVIDE THE BEST TRAINING AND COMPETITION ENVIRONMENTS FOR YOUR ATHLETES

Simultaneous Interpretation

Powered by: Gallagher

This webinar offers simultaneous interpretation in English, Spanish, French, Arabic, Chinese, Portuguese, Italian, and Russian

- Select the ‘Interpretation’ button at the bottom of the screen
- Select language

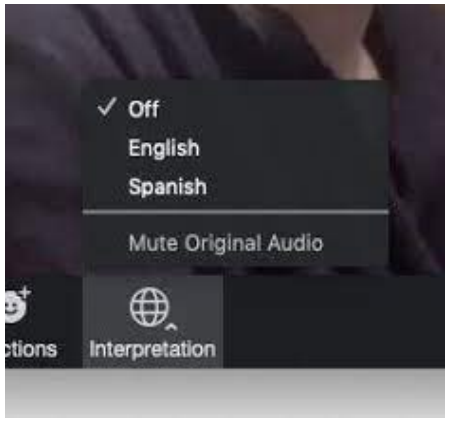

Q&A

Please ask any questions you have in the Q&A section



Special Olympics

Our Host



Malvin Mukombe

Special Olympics

CWS2024

Our Speakers



Jaffer Ebrahim



Kaity Hall

Special Olympics

Our Speakers



Jaffer Ebrahim

Special Olympics

CWS2024

Content Structure

Part 1 - Introduction of BWF resources

- BWF Overview
- Inclusive Badminton Resources: Shuttle Time & Coach Education
- Divisioning
- Badminton Athlete Divisioning Assessment Form (BADAF)

Part 2 – Concept of Developing Progressive Practices

- Developing Progressive Practices

Special Olympics

Part 1 – Introduction of BWF



BWF Membership – 202 MAs

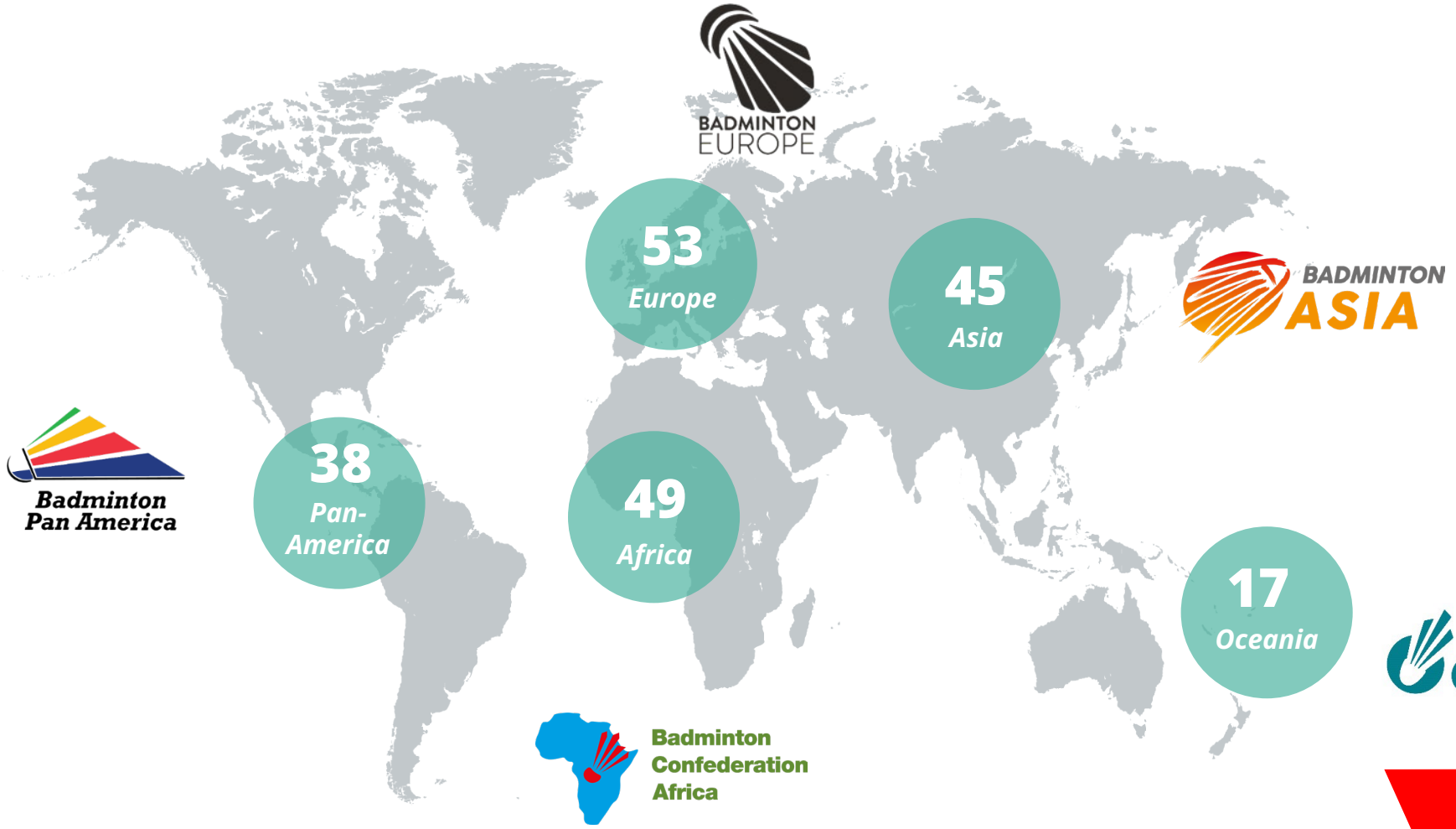

Special Olympics

CWS2024

Badminton Popularity & Accessibility





709 Million



392 Million

Special Olympics



Events


BWF
Sport for All


BWF
Inclusion

BWF Development & Sport For All



Participation



Player Development



Outdoor Badminton



Inclusion



Technical Officials



Coach Education



Capacity Building

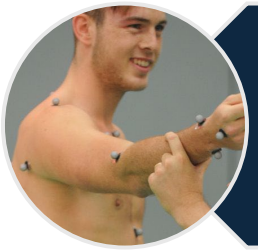

Sport Science



Player Education

Special Olympics

BWF Approach to Inclusive Badminton



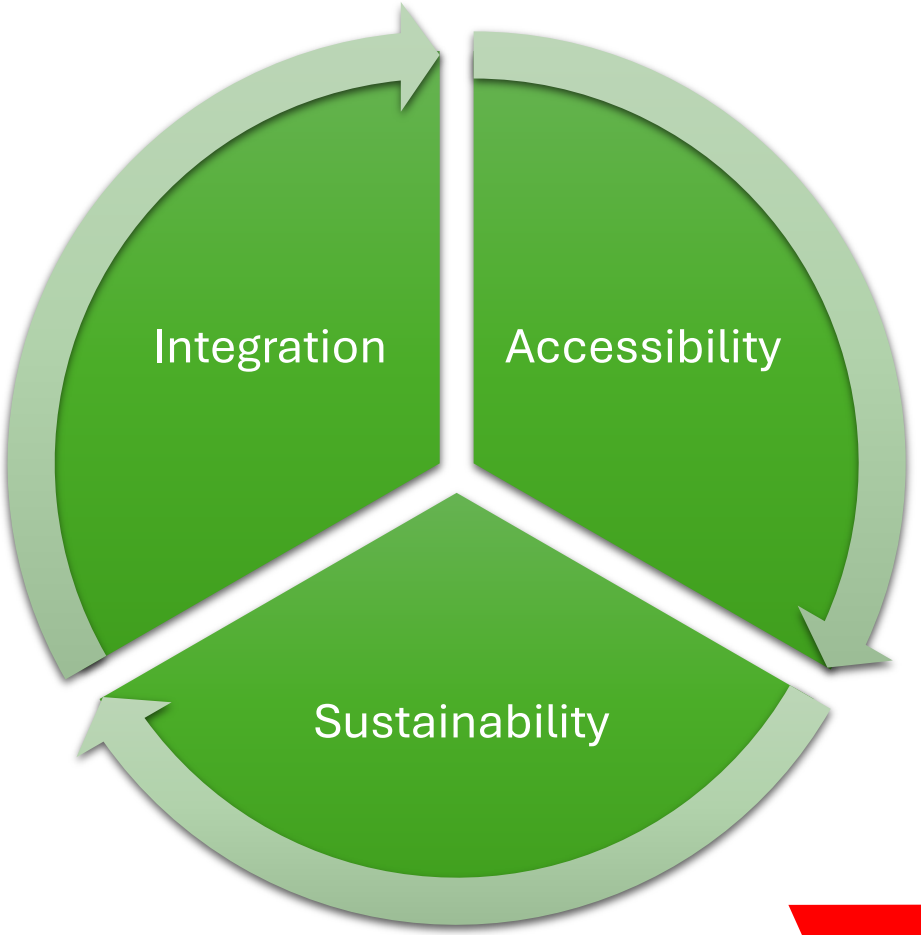

Special Olympics

Key Results Areas

This Global Badminton Development Strategy outlines four core areas of collaboration and development between the organisations:

Development

- Participation & Education
- Unified Badminton
- Clubs
- Equipment

Partnerships

- Global
- Regional
- National & Local

Global Badminton Development Strategy

Events

- National & Local
- Regional
- World
- Technical

Communication

- Resources
- Media
- Influencers



COACHING PATHWAY & RESOURCES



- Coach Level 3
- Coach Level 2
  Disability Coaching Level 2
- Coach Level 1
  Disability Coaching Level 1
- Shuttle Time
  Shuttle Time Inclusivity Guide

- SOI Online Learning
- Badminton Athlete Divisioning Assessment Tool
- SOI Badminton Coaching Guide

BWF Inclusive Badminton Resources

Shuttle Time

- Teachers' Manual, Lesson Plans & Inclusivity Guide (29 languages)
- 92 Instructional Videos (4 languages)
- User-friendly Mobile App (21 languages)
- Website: www.shuttletime.sport







Coach Education

- Coach Level 1 (12 languages)
- Instructional videos
- Integrate Disability Coaching Modules
- Website: www.bwf.sport/coacheducation





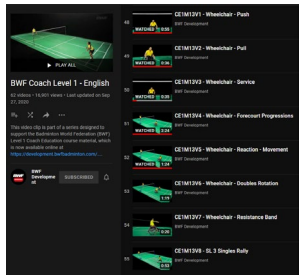

Special Olympics

CWS2024



A NEW APPROACH TO DIVISIONING

Divisioning

Athletes are matched up with others of the same gender, about the same age and ability.

An athlete's ability is the primary factor in divisioning for Special Olympics competition.

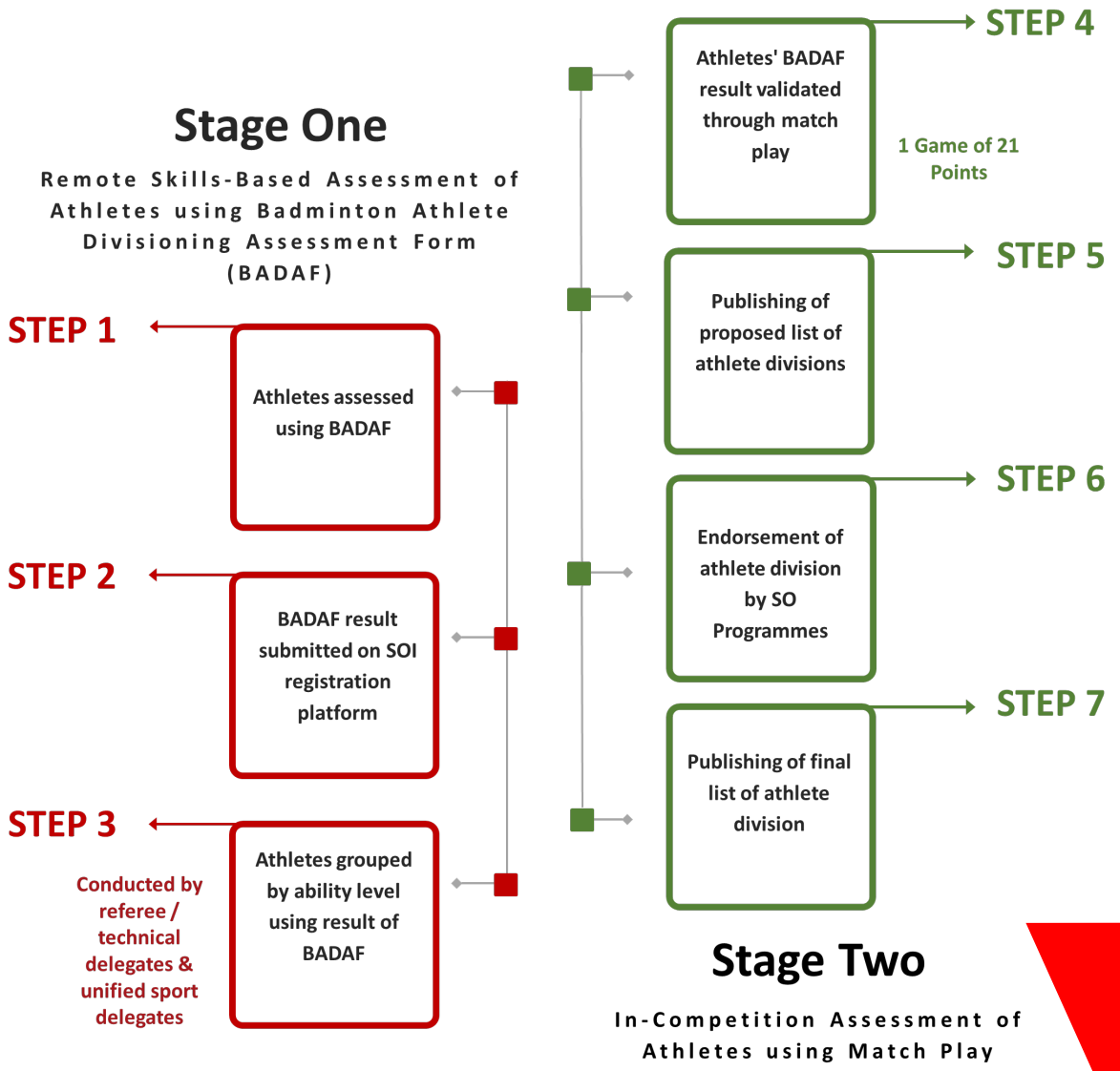

Special Olympics

CWS2024

Divisioning video



Special Olympics

CWS2024

Badminton Athlete Divisioning Assessment Form (BADAF)

- Available in seven languages: English, Spanish, French, Arabic, Mandarin, German & Russian (including videos)
- 10 skills-based exercises (given order of ascending difficulty)
- A descriptive rating scale complements each exercise area.

Special Olympics

Badminton Athlete Divisioning Assessment Form (BADAF)

Badminton Athlete Divisioning - Assessment Form

Athlete Name:		Observer Name(s): Badminton Coaching Qualification(s):				Date of Observation: Location of Observation:	
Remarks on athlete:		DOB	yyyy – mm – dd	Gender		Accredited Program:	

Introduction

To support the principle of fair and meaningful competition, athletes must undergo a process known as divisioning. This process ensures that athletes compete with opponents of similar capabilities. Divisioning is a two-stage process, in which the coach conducts the first stage called "Athlete Assessment" at their respective Accredited Program. This score/rating helps to create initial divisions for the next stage of divisioning, ahead of competition.

An athlete's ability is the primary factor in divisioning for Special Olympics competition. Coaches are responsible for ensuring that the athlete score used for divisioning most accurately reflects the true ability of the athlete. (Video Link)

Athlete Assessment Process

All the athletes must go through the same series of skills-based exercises outlined below, in the given order of ascending difficulty. A descriptive rating scale complements each exercise area. Observers should match an athlete's ability level to the most relevant rating scale description.

To obtain an athlete's final rating, add the 10 individual ratings and then divide by 10 to get an average score. Record the result to two decimal places. For example, if the total score is 56.5, after division by 10, the final player rating is 5.65. Assessors can use half points where an athlete's performance falls between two descriptions.

To ensure consistency and accuracy of athlete assessment, we recommend that, wherever possible, two observers undertake the assessment process. When this is not possible, a second person should 'feed' the shuttles, allowing the observer to focus on the athlete assessment solely.

Requirements

To undertake the athlete divisioning assessment, we will require the following:

- One badminton court with net
- Coach of the athlete under assessment, two observers.
- One tube of feather shuttlecocks (a dozen).
- One Badminton Athlete Divisioning Assessment Form
- One pen and one stopwatch
- Badminton Athlete Divisioning Assessment Instructional Videos

CWS2024

Assessment 6: Forehand Overhead Clear



Special Olympics

BADAF - Assessment 6: Forehand Overhead Clear

6. Forehand Overhead Clear	
Description	On a full badminton court, the athlete must perform eight forehand overhead clears from the rear forehand and backhand corners. The athlete should start from the center of the court and move to either side to hit the shuttle. Shuttles should be fed using the racket in an upward direction towards the back of the court. The goal of the clear is for the shuttlecock to pass high over the net and land as close as possible to the back boundary line on the opponent's court.
Requirements	1 x badminton racket, 8 x shuttlecock
Video Link	Badminton Athlete Assessment Tool – Assessment 6: Forehand Overhead Clear - YouTube

Ability Descriptor	Rating
1. **Significant Difficulty** - Shuttlecock regularly missed, no control demonstrated, no movement towards the shuttlecock.	
2. **Difficulty** - Shuttlecock often missed, a high proportion of shots landed out or in the net, limited movement towards the shuttlecock.	
3. **Some Difficulty** - Shuttlecock often struck, a high proportion of shots landed out or in the net, limited movement towards the shuttlecock.	
4. **Below Average** - Shuttlecock often struck; some shots landed out and some landed in, but with little control over height and distance.	
5. **Average** - Shuttlecock often struck, most shots landed in, but with little control over height and distance, some movement towards the shuttlecock.	
6. **Good** - Shuttlecock regularly struck, most shots landed in, with some control over height and distance, good movement towards the shuttlecock.	
7. **Very Good** - Shuttlecock always struck, all shots landed in, with good control over height and distance, active movement towards the shuttlecock.	
8. **Exceptional** - Shuttlecock always struck, all shots landed in, with excellent control of placement, height and distance, quick movement towards the shuttlecock.	

Special Olympics

CWS2024

BADAF - Assessment 10: Rally & Movement

10. Rallying and Movement	
Description	The athlete will play a short singles match with an opponent on a full badminton court. Matches should last up to five minutes or until the observer has been able to identify a suitable ability descriptor for the athlete.
Requirements	1 x badminton racket, 8 x shuttlecock, 1 x opponent
Video Link	Badminton Athlete Assessment Tool – Assessment 10: Rallying and Movement - YouTube

Ability Descriptor	Rating
1. **Significant Difficulty** - No rallies achieved, shuttlecock regularly missed, the player does not actively track and move towards the shuttlecock.	
2. **Difficulty** - One- or two-shot rallies, player does not actively track and move towards the shuttlecock, no control over the placement of the shuttle.	
3. **Some Difficulty** - Three- or four-shot rallies, minimal movement towards the shuttlecock, no control over the placement of the shuttlecock.	
4. **Below Average** - Three- or four-shot rallies, minimal movement towards the shuttlecock, some control over the placement of the shuttlecock.	
5. **Average** - Multi-shot rallies, some movement towards the shuttlecock, some control over placement of the shuttlecock.	
6. **Good** - Multi-shot rallies, active movement towards the shuttlecock, good control over the placement of the shuttlecock.	
7. **Very Good** - sustained rallies, active and quick movement towards the shuttlecock, can both exert pressure on the opponent and withstand pressure from the opponent.	
8. **Exceptional** - Long and sustained rallies, quick and fluent movement, ability to execute a variety of strokes and to dictate the pace of rallies, excellent shot selection, and ability to anticipate.	

Total Score		Specific Observations (if any)		Signature	
Player Rating					

Special Olympics

CWS2024

Our Speakers



Kaity Hall

Special Olympics

CWS2024



Part 2 – Developing Progressive Practices

Importance of Developing Progressive Practices

- Assists athletes to develop good technical & tactical skills
- Provides variety for athletes when developing technical & tactical skills
- Allows athletes to practice within their ability level
- Allows coaches to observe technical & tactical levels of their athletes
- Allows athletes to experience success, while also being challenged
- Provides better & positive experience for athletes in learning badminton specific skills

Special Olympics

Developing Progressive Practices - Quiz

Question 1:

Which of the following activities can be **used to develop an athlete's technical badminton skills?**

a. Full shadow movement
b. Conditioned games
c. Static hitting
d. Multi-shuttle feeding (unpredictable)
e. One shuttle routines (predictable)

Special Olympics

Developing Progressive Practices - Quiz

Question 2:

Please arrange the following activities in order **from lowest to highest pressure?**

a. Full shadow movement
b. Conditioned games
c. Static hitting
d. Multi-shuttle feeding (unpredictable)
e. One shuttle routines (predictable)

Special Olympics

Developing Progressive Practices - Quiz

Question 2:

Please arrange the following activities in order **from lowest to highest pressure?**

c. Static hitting
a. Full shadow movement
e. One shuttle routines (predictable)
d. Multi-shuttle feeding (unpredictable)
b. Conditioned games



Special Olympics

Developing Progressive Practices

1) Static shadow
2) Static hit
3) Full shadow
4) Full movement and hit
5) Shadow and hit
6) 2-shot combination
7) 1-shuttle predictable exercise
8) Multi-shuttle unpredictable
9) 1-shuttle unpredictable
10) Conditioned games

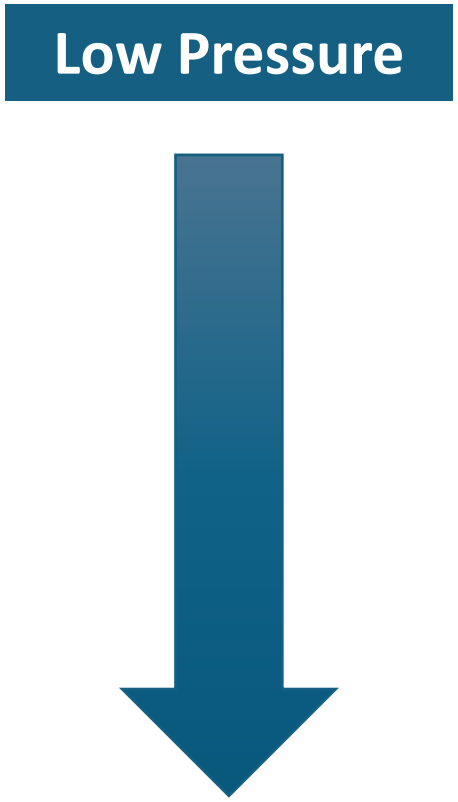

Special Olympics

1) Static Shadow



Special Olympics

CWS2024

2) Static Hit



Special Olympics

CWS2024

3) Full Shadow



Special Olympics

CWS2024

4) Full Movement and Hit



Special Olympics

CWS2024

5) Shadow and Hit



Special Olympics

CWS2024

6) 2-shots Combination



Special Olympics

CWS2024

7) 1-shuttle Predictable Exercise



Special Olympics

CWS2024

8) Multi-shuttle Unpredictable



Special Olympics

CWS2024

9) 1-shuttle Unpredictable



Special Olympics

CWS2024

10) Conditioned Games



Special Olympics

CWS2024

Developing Progressive Practices

1) Static shadow
2) Static hit
3) Full shadow
4) Full movement and hit
5) Shadow and hit
6) 2-shot combination
7) 1-shuttle predictable exercise
8) Multi-shuttle unpredictable
9) 1-shuttle unpredictable
10) Conditioned games

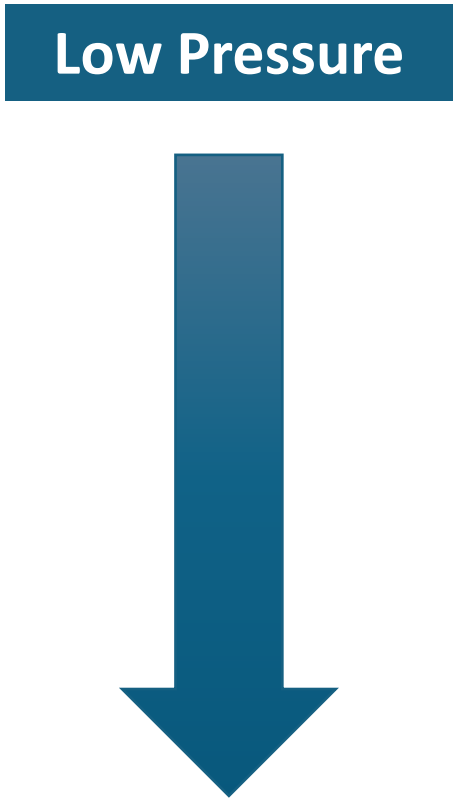

Special Olympics


BWF DEVELOPMENT
BWF BADMINTON WORLD FEDERATION
BWF BADMINTON WORLD FEDERATION
VICTOR TEAMSPORTS
adidas

Questions

Coaching Resources

Special Olympics offers fantastic resources for coaches to continue to learn and improve their coaching knowledge:

- **Special Olympics Online Learning Portal**
- **Special Olympics Resource Page**

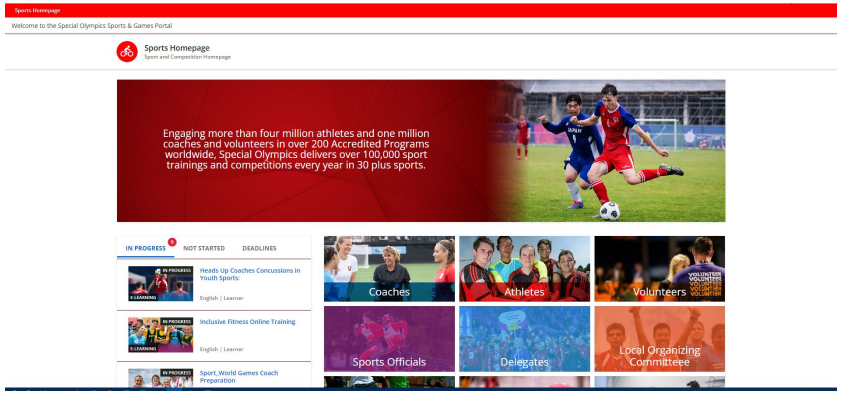



Special Olympics

CWS2024

Coach Webinar Series Dashboard

Special Olympics Coach Webinar Series 2024
Presented by Gallagher

The Special Olympics Coach Webinar Series, presented by Gallagher, is back for 2024. This years' series will discuss topics chosen by you, and take a deep dive into 4 specific sports.

Webinar 1: *Teaching and Learning in Special Olympics* with Dr Rebecca Shangraw

Webinar 2: *How young people learn and what this means for Special Olympics Coaches* with ICOACHKIDS

Workshop 1: Floorball, with Steen Houman

Workshop 2: Badminton, with Badminton World Federation

Workshop 3: Swimming, with the Michael Phelps Foundation

Workshop 4: Athletics, with World Athletics

This page is your one stop shop for finding what you need from the series. Here you can register for each webinar, watch the recordings, submit your questions to our speakers and hosts, access resources like PDFs, slidedecks, and videos from the presentations, and access any translated materials we have.

We hope you enjoy this year's Coach Webinar Series, presented by Gallagher!

Next Webinar



Special Olympics

Thank You!

See You Tomorrow!



Special Olympics

CWS2024