



ATHLETES

4,931,754

UNIFIED PARTNERS

725,898

TOTAL

5,657,652



TOTAL IN MILLIONS

2016

UNIFIED PARTNERS 700K ATHLETES 4.9M

2008

76K 3.1M

2006

52K 2.0M

2002

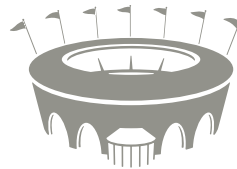
38K 1.2M

COMPETITIONS

108,821

UNIFIED

20,037



298 COMPETITIONS / DAY

12 COMPETITIONS / HOUR

GLOBAL FOOTPRINT

NATIONAL & STATE PROGRAMS

223



COUNTRIES

172

VOLUNTEERS

1,156,397

COACHES

435,107

YOUTH

339,394

LAW ENFORCEMENT

74,376

HEALTH

25,820

OTHER

281,700



YOUTH LEADERSHIP

YOUTH LEADERS (AGE 12-25)

53,091

2015-2016 CHANGE

+17.3%

+7,836



HEALTH PROGRAM

HEALTHY ATHLETES CLINICS

1,251

ATHLETE SCREENINGS

155,669

HEALTH VOLUNTEERS

25,820

COUNTRIES OFFERING

HEALTHY ATHLETES

67

HEALTHY COMMUNITIES

RECOGNIZED PROGRAMS

13

PROGRAMS IN PROGRESS

37



UNIFIED SPORTS

TOTAL TEAMMATES

1,397,719

UNIFIED ATHLETES

671,821

UNIFIED PARTNERS

725,898

2015-2016 CHANGE

+179,135

+14.7%



TOTAL YOUTH TEAMMATES

AGE 12-25

274,381

UNIFIED ATHLETES

149,164

UNIFIED PARTNERS

125,217

2015-2016 CHANGE

+20,752

+8.0%

YOUNG ATHLETES

163,224

ATHLETE LEADERSHIP

ATHLETE LEADERS

40,814

2015-2016 CHANGE

-8.6%

-3,854

ATHLETE LEADERS IN VOLUNTEER STAFF ROLES AT NATIONAL/STATE LEVEL

4,842



FAMILY LEADERSHIP

FAMILY LEADERS

23,358


2015-2016 CHANGE

+3.0%

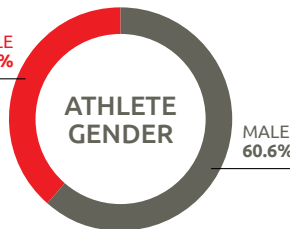
+680

REGISTERED FAMILY MEMBERS

627,452



FEMALE 39.4%

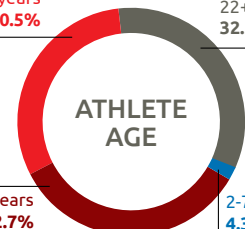


ATHLETE GENDER

MALE 60.6%

16-21 years 30.5%

22+ years 32.5%



ATHLETE AGE

8-15 years 32.7%

2-7 years 4.3%

PROGRAM LEADERS

PROGRAMS WITH PAID LEADERSHIP

114

NUMBER OF PAID STAFF WITH INTELLECTUAL DISABILITY

217

GLOBAL REVENUE

\$509,024,423

CASH

\$368,028,724

IN KIND

\$140,995,698

(Based on 2015 Financial Data)