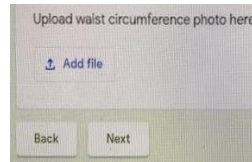


## How to Upload Waist Circumference Photo in the Health Assessment

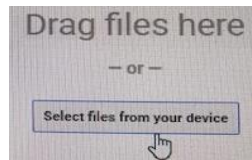
The waist circumference photo should be available for upload in the device you use for the Health Assessment. (smart phone, computer, tablet, iPad or laptop).

You will be asked to upload the photo after you enter your waist circumference measurement

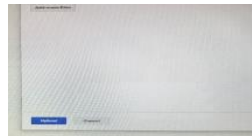
1. Click on Add file.



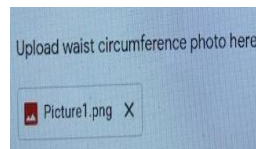
2. Click on select files and choose your photo.



3. Click on upload.



4. You will see the photo is attached to the Health Assessment Survey Form.



5. Complete the form and your photo will be included in the response.