



UNIFIED CUP TECHNICAL REPORT 2022





SPECIAL OLYMPICS

Founded in 1968, Special Olympics (SO) is a global movement to end discrimination against people with intellectual disabilities. We foster acceptance of all people through the power of sport and programming in education, health, and leadership. With more than six million athletes and Unified Sports partners in over 190 countries and territories and more than one million coaches and volunteers, Special Olympics delivers more than 30 Olympic-type sports and over 100,000 games and competitions every year. Engage with us on: Twitter, Facebook, YouTube, Instagram, LinkedIn and our blog on Medium. Learn more at www.SpecialOlympics.org.

SPECIAL OLYMPICS MICHIGAN

Special Olympics Michigan Inc. (SOMI) provides year-round sports training and athletic competition to over 23,000 children and adults with intellectual disabilities and Unified partners (athletes without intellectual disabilities). Athletes develop physical fitness, demonstrate courage, and experience joy while participating in the sharing of gifts, skills, and friendship among their families, Special Olympics athletes, and the community. SOMI is a non-profit organization supported almost entirely by corporate and individual gifts and events. The generosity of Michigan organizations, individuals, and statewide businesses enable the program to continue.

SPECIAL OLYMPICS UNIFIED CUP DETRIOT 2022

The Special Olympics Unified Cup Detroit 2022 was made possible thanks to support from sponsors Toyota, ESPN, Ally Financial, Gallagher, Blue Cross Blue Shield of Michigan and Blue Care Network, The Coca-Cola Company, Jersey Mike's Subs, The Real Estate One Charitable Foundation and Walmart. For more information, visit unifiedcup.org and stay up to date on our social media channels: Facebook, Instagram, and Twitter.



My name is Ben Haack, and I am an Athlete Leader from Australia. Last year's Unified Cup that was held in the Motor City of Detroit, and was the second edition of this tournament. What kick started this whole concept was an event that was held during the 2010 FIFA World Cup that was called the Unity Cup. This was a celebrity Unified game that was played before the Q/Final of the Argentine Germany game. As a participant of that event, it was simply humbling to watch this truly World Class event that happened in Detroit this summer. The standard of everything from the Opening Ceremony to the way the teams prepared and competed was outstanding. It looked like a professional tournament, and some of the play was amazing.

Unified is a concept where people with and without disabilities play together on the same field. The purpose of this is to break down barriers both on and off the field and to create people who will fight for inclusion. So, this event is a transformative event in many ways that go beyond a typical sporting event.

The biggest highlight for me was during the SO Egypt v. SO Costa Rica finals game. A Costa Rican by the name of Jerdine Gouldbourne, had just scored potentially the match winning goal, but instead of running over to her teammates to celebrate or to celebrate on her own in the usual way, she went over and consoled the Egyptian Goalkeeper. Right during the tensest of moments in football, when the glory was hers, she decided to console the opposition. I have never seen that before during a penalty shootout. Not in a Champions League, World Cup, never.

This is the message these events bring. Ultimately for me what I hope that happens that happens off the back of this event moving forward is twofold. Firstly, I want to see a time when people with disabilities can be involved at all levels of football. That every local football club and program runs Special Olympics programs including Unified. So that anybody including our lowest ability Athletes can be apart of the beautiful game. The programmatic capacity is there, so why not?

But also, I would like to see this Unified level of our movement become professional. Just looking at what I saw, why not? This is what I would like to see.

- Ben Haack, Special Olympics Australia





Table of Contents

Center of Excellence..... 5

Competition Groups..... 6

Gallagher Coaches Coach Award..... 7

The Golden Boot Award..... 9

The Golden Glove Award..... 10

The Most Unified Team Award..... 11

The Fair Play Team Award..... 12

Tournament Play..... 13

Unified Co-Captains..... 14

2022 Officials..... 16

Sport Information & Data Collection..... 18

Men’s Statistics..... 27

Women’s Statistics..... 32

Reports by Delegation..... 37

Participating Partners..... 60



CENTER OF EXCELLENCE

This review of the 2022 Unified Cup serves as a record to present the sport data and information that was collected from the 2022 Detroit Unified Cup. The 2022 Unified Cup Technical Report provides a reference and standard as we develop the legacy of the Unified Cup and other single sport invitational events.

This technical report is a first of its kind. It aims to offer a meaningful analysis of the work that was implemented from the Special Olympics International's (SOI) Sport & Competition department and the Unified Cup Technical Committee. The primary subject of this report is the descriptive data that features the competing Delegations' journey during the Unified Cup.

The Unified Cup Technical Group for 2022 comprised of: Christian Guiralt (Senior Director, SOI), Jon-Paul St. Germain (Vice President, SOI), Ben Haack (SOI Board Member), Nick Caudle (Local Organizing Committee Detroit), Cal Lovering (Officials Technical Advisor), and Jeff Lahart (Specialist, SOI).

This report is supported by statistical information and analysis identified after the conclusion of the Unified Cup. Through this technical report, SOI seeks to provide a beneficial tool for Regions, Delegations, Coaches and Athletes across the Special Olympics Movement. This report is made available to educate and drive the highest standards of quality competition and sport opportunities in the Special Olympics Movement.



**MEN'S COMPETITION
11-A-SIDE TOURNAMENT**

GROUP A

- SO UNITED STATES OF AMERICA
- SO BRAZIL
- SO KOREA
- SO MOROCCO
- SO NIGERIA

GROUP B

- SO ROMANIA
- SO PARAGUAY
- SO SINGAPORE
- SO SAUDI ARABIA
- SO JAMAICA

**WOMEN'S COMPETITION
7-A-SIDE TOURNAMENT**

GROUP A

- SO UNITED STATES OF AMERICA
- SO COSTA RICA
- SO SERENDIB
- SO EGYPT

GROUP B

- SO NAIMBIA
- SO SLOVAKIA
- SO SO GUATEMALA
- SO CARIBBEAN TEAM
- SO JAMAICA

GROUP C

- SO BURKINA FASO
- SO MEXICO
- SO UNITED ARAB EMIRATES
- SO BHARAT

AWARDS



MEN'S GALLAGHER COACHES' COACH AWARD

Head Coach of Special Olympics Singapore, **Yuchi Huang** was awarded the **2022 Gallagher Coaches' Coach Award**, for his excellent coaching skills.

Voted by his peers, Huang was unanimously voted for this prestigious award presented by Gallagher

"I was never a skillful, fit, or intelligent football player during my growing up years. That changed when I met my first coach, when I first started to play organized football in secondary school. Mr. Joseph, who taught me the values that hard work can beat talent, that getting the basics right was important. This meant that as a player, it is to put in the commitment to win the ball on the field, and make a simple pass to a teammate, that I have done my job as a defender. Having a coach who showed me the right way to train and play has definitely planted a seed in how I have approach coaching since then.

When the opportunity came along in 2012 for me to sign-up and coach one of the Singapore Boys team at the Southeast Asia Unified 5-a-side Football Competition, I jumped at the chance to do so. It marks the start of my football coaching adventure with Special Olympics Singapore and I have stayed on ever since.

Our objective is to focus on promoting sports participation and meaningful involvement, and not a winning-at-all-cost mentality. When we see the growth and development of our athletes within and outside the football field, it can bring about much joy and pride, beyond just the score line of a football match.

For the Unified Cup competition, we formed a training squad with the recruitment of new athletes and unified partners into our existing outreach football members. Selection trials began in January, and the six month process allowed the coaches to learn more about our players, and find the right complementary unified partners who can work well with our athletes.

Find pieces that complete our jigsaw puzzle, took us some time to figure it out, and the team showed their quality during the competition. Many players stepped up to the challenge, playing out of their usual position when a fellow teammate is ill or injured, overcome their own personal hurdles, and achieve their individual targets. An athlete spoke to me after a particular match and thanked me for believing in him to play a full 60-minute match, the first time he has ever managed to done so.

While it may not be something that we think about, it can mean so much more for our athletes. Such stories are those that we treasure from taking part in a competition, and I'm deeply grateful for the organizers and my fellow coaches in recognizing the team's performance, with Team Singapore achieving the "Most Unified Men's Team" and "Coaches' Coach" Awards.

This has only motivated us to continue with our efforts to continue growing our football program, and we look forward to taking part in regional and international competitions in the coming years.

- **Yuchi Huang**

AWARDS



WOMEN'S GALLAGHER COACHES' COACH AWARD

Head Coach of Special Olympics Guatemala, Maria Rossell Saravia **awarded the 2022 Gallagher Coaches' Coach Award**, for her excellent coaching skills.

Voted by her peers, Saravia was unanimously voted for this prestigious award presented by Gallagher

"I have been involved in sports my whole life. I started playing basketball at a very young age and later moved into football. I played for the football National team and also the futsal National team which allowed me to participate in several international tournaments.

My coaching education began in 2013 and I decided to specialize in Futsal. I have been a coach of the Futsal Women's National team and a subcoach for the Futsal -Men's National team here in Guatemala. I have played a part in 3 Women's Futsal World Cups.

2017 marked the start of my Club Tellioz coaching career where I was in charge of both the male and female teams. We managed to win 1 title in the female branch and 2 titles in the male branch of the Futsal Mayor League.

My call to the Special Olympics was very exciting and somewhat unexpected. I started working with them in January 2022 with the women's 7-a-side soccer team and it really changed my life. The way I coach and how I relate to the players changed. It has been a valuable learning experience for my professional career but above all it has been a stage of huge amounts of personal growth.

With the Special Olympic team we trained for 6 months before the Unified Cup in Detroit and the players showed an incredible evolution, demonstrating it throughout the whole tournament. I feel very happy and very grateful for having received the 'best coach of the Unified Cup' award. I would like to thank the Special Olympics for giving me the opportunity to be a part of this organization and above all for recognizing our efforts.

The Special Olympics is a program that changes lives. Mine was truly transformed as I found the true meaning behind what I had been doing for a long time. We have a new challenge to overcome with the Futsal team coming up, and that is the World Games in Berlin. I hope that through our journey we continue to change and improve lives."

- **Maria Rossell**



THE GOLDEN BOOT AWARD

The Golden Boot award is presented to the player scoring the most goals during the tournament.



Adriana Ramírez Monzón SO GUATEMALA

The Women's winner of the Golden Boot was awarded to Special Olympics Guatemala's Adriana Ramírez Monzón with 13 goals.

Monzón scored **9 goals** during the Group Stage, **3 goals** during the Semi-Finals, and **1 goal during the Women's Division 1 Final Match** against Special Olympics USA.

Monzón had an average of **2.6 goals** per match.



Dillion Richards SO JAMAICA

The Men's winner of the Golden Boot was awarded to Special Olympics Jamaica Unified Partner Dillion Richards with 7 goals.

Richards scored all **7 goals** during the Group Stage of the tournament. Giving him an average of **1.16 goals** per match.

AWARDS



THE GOLDEN GLOVE AWARD

The Golden Glove Award is given to the best goalkeeper of the Unified Cup.

The Women's Golden Glove award was awarded to Special Olympics USA's Radoslava Papadopoulous, with 22 saves and only 4 goals conceded. The Men's Golden Glove award went to Special Olympics Jamaica's Omarion Brown, with 24 saves and zero goals scored against him.



Radoslava "Radi" Papadopoulous SO USA

Papadopoulous was born in Bulgaria before being adopted at age 12 and moving to Utah. The 17-year old first started playing football with her friends in Bulgaria and joined Special Olympics while attending West Lake High School in Salt Lake.

Papadopoulous had **14 saves** during the Group Stage, **3 saves** during the Semi-Finals, and **5 saves during the Women's Division 1 Final** against Special Olympics Guatemala.

Papadopoulous had an average of 5.5 saves per match.



Omarion Brown SO JAMAICA

Brown is a seventeen year old athlete and has competed with Special Olympics Jamaica for several years. During the Unified Cup, Brown had **15 saves** during the Group Stage, **3 saves** during the Semi-Finals, and **6 during the Men's Division 1 Final** against Special Olympics Paraguay.

Brown had an average of 4 saves per match.



THE MOST UNIFIED TEAM AWARD

The Most Unified Team Award is given to the team that best exemplifies the Principles of Meaningful Involvement and Inclusion. The Most Unified Team award was given to **Special Olympics Singapore** and **Special Olympics Costa Rica**.

SO SINGAPORE



To speak on behalf of all Delegations, it was an honor to participate in the Detroit Unified Cup 2022, it has been a great opportunity to grow as people and as athletes.

Since the beginning of the selection process to the moment of the Cup, it was an adventure of learning in which inclusion, tolerance and love for sports Unified sports allowed us to live a different perspective of soccer, where it doesn't matter who's your teammate instead, what matters are the values and strength a person can provide to the team.

Being nominated and receiving the Most Unified Team Award was a reward to the effort and work every single person on the delegation did, because we always did our best to show that we are a united team on and off the pitch. Every member of the delegation was always a fundamental part to reach our goals in the Unified Cup. We are glad that we reached that goal 100%, showing that Costa Rica's delegation could be an inclusive team inside and outside the pitch; this includes our interactions with other delegations as well as internal interactions."

- **Laura Valverde Gómez**
Head of Delegation, SO Costa Rica

SO COSTA RICA



AWARDS



THE FAIR PLAY TEAM AWARD

The Fair Play Team Award is given to the team that has demonstrated exemplary behavior, including playing by the rules and respecting teammates, opponents, match officials, and fans.

The Fair Play Team award was awarded to **Special Olympics Serendib** and **Special Olympics Korea** - both had no fouls or penalty cards throughout the entire tournament.

SO KOREA



SO SERENDIB





TOURNAMENT PLAY

THE 2022 UNIFIED CUP...

continued to strive to uphold the highest standard of excellence throughout the entire tournament, on and off the field. Through the affect of the Sport Impact Standards, SOI was able to provide inclusive opportunities for Athletes and Unified Partners to serve as Unified Captains, recruit experienced and certified officials from local and international federations, and showcase live team and competition statistics (as outlined in this Technical Report) that actively represented the competitive abilities of the Athletes and Unified Partners during the Cup.

This section of the Technical Report will highlight the achievements of these functional areas along with specific Delegation profiles and data that was collected by the Coach Education to evaluate the preparation teams did prior to competition at the Unified Cup.





UNIFIED CO-CAPTAINS



The 2022 Unified Cup introduced a new element of leadership opportunities for the competing players. Unified Co-Captains were selected by each team. Co-Captains are 1 Athlete and 1 Unified Partner who share the role as captain for the team. Co-Captains had a number of duties in their role:-

1. Attend the coin-toss and contribute to decisions on whether to take kick-off or direction team will attack.
2. Interact with the match officials on behalf of their team -including, but not limited to, relaying messages from the referees and assistants to their teammates.
3. Work collaboratively with the other co-captain to ensure a fluid and consistent message is being spread amongst the team.
4. Lead the team out before the game.

Each team was given the freedom to determine their own way of selecting their co-captains.

Some put it to a vote from the team members, while some were selected by the coaching staff.

Each team presented unique ways of embracing the Co-Captain element of the Unified Cup. This leadership opportunity presented Athletes with opportunities to support their Unified Partners in this role, and vice versa.

The role of a Co-Captain is not restricted to on-field responsibilities, they are also expected to represent themselves as leaders off the field. This includes, but is not limited to:

- Encouraging teammates through positive messages
- Encouraging healthy habits – recovery, preparation, hydration, nutrition
- Bringing the group together in positive and challenging times
- Facilitate communication between coaches and players



UNIFIED CO-CAPTAINS

SO BHARAT

Papiya Murmu & Dhanashri Sadanand

SO BURKINA FASO

Dorcas Tarbagdo & Alimata
Ouedraogo

SO COSTA RICA

Katherine Castro & Sofia Hidalgo

SO GUATEMALA

Katherine Figueroa & Keyla Alegria

SO KOREA

Jooyoung Kim & Donghyeok Kim

SO MOROCCO

Sifeddine Mesbaq & Yassir Louzane

SO NIGERIA

Onaimo Jephthah & Dike Junior

SO ROMANIA

Madalin Mihordea & Razvan Iosivois

SO SINGAPORE

Muhammad Azran & Ilham Fahmi

SO UNITED ARAB EMIRATES

Aldana Mansouri & Maha Alblooshi

SO BRAZIL

Fernando Brasil & Marco Crispim

SO CARIBBEAN

Brittany Mowatt & Cheri Anne Werleman

SO EGYPT

Rawan Aboelfetouh Ali & Nour Masoud

SO JAMAICA

Omarion Brown & Rolando Redman

SO MEXICO

Yoseline Garcia & Michelle Vivas

SO NAMIBIA

Angeline Sihova & Fololian Hikuaefelua

SO PARAGUAY

Clemente Salinas & Elías Villar

SO SAUDI ARABIA

Abdulaziz Alkattan & Abdullah Aljabr

SO SLOVAKIA

Maria Polhosova & Tatiana Sirejova

SO USA MEN

Bryan Karren & Evan Walker

SO USA WOMEN

Radoslava Papadopoulos & Vienna
Lundstedt



2022 OFFICIALS

As part of the Sport Impact Standards, it is highly emphasized that the standard of the technical officials and their officiating abilities provide an accurate, consistent and high-quality level of competition.

By promoting the spirit of fair play, integrity and sportsmanship throughout the entire competition, thirty-four selected technical officials assisted the Unified Cup Technical Committee in advancing the goals and ideals of the Special Olympics movement. Thirty-four officials were selected from the United States, South America and the United Kingdom.

Each official that was selected is a certified referee licensed by the United States Soccer Federation with the exception of an official with the Scottish National Federation and another with the Paraguayan Regional Federation.

These officials all possessed a comprehensive knowledge of the sport of football, rules, procedures and mechanics - thereby demonstrating and exemplifying the high standard of officiating. Cal Lovering, the Officials Technical Advisor for the Unified Cup Technical Committee said about his experience working with the officials, "Nationally and Internationally there is a core group of 20+ officials that I can call upon for any Special Olympics and know they will support. They always go above and beyond what is asked, from paying to get to an event to filling in as a volunteer setting up chairs. They are a large part of what makes Special Olympics the best soccer matches I do all year."

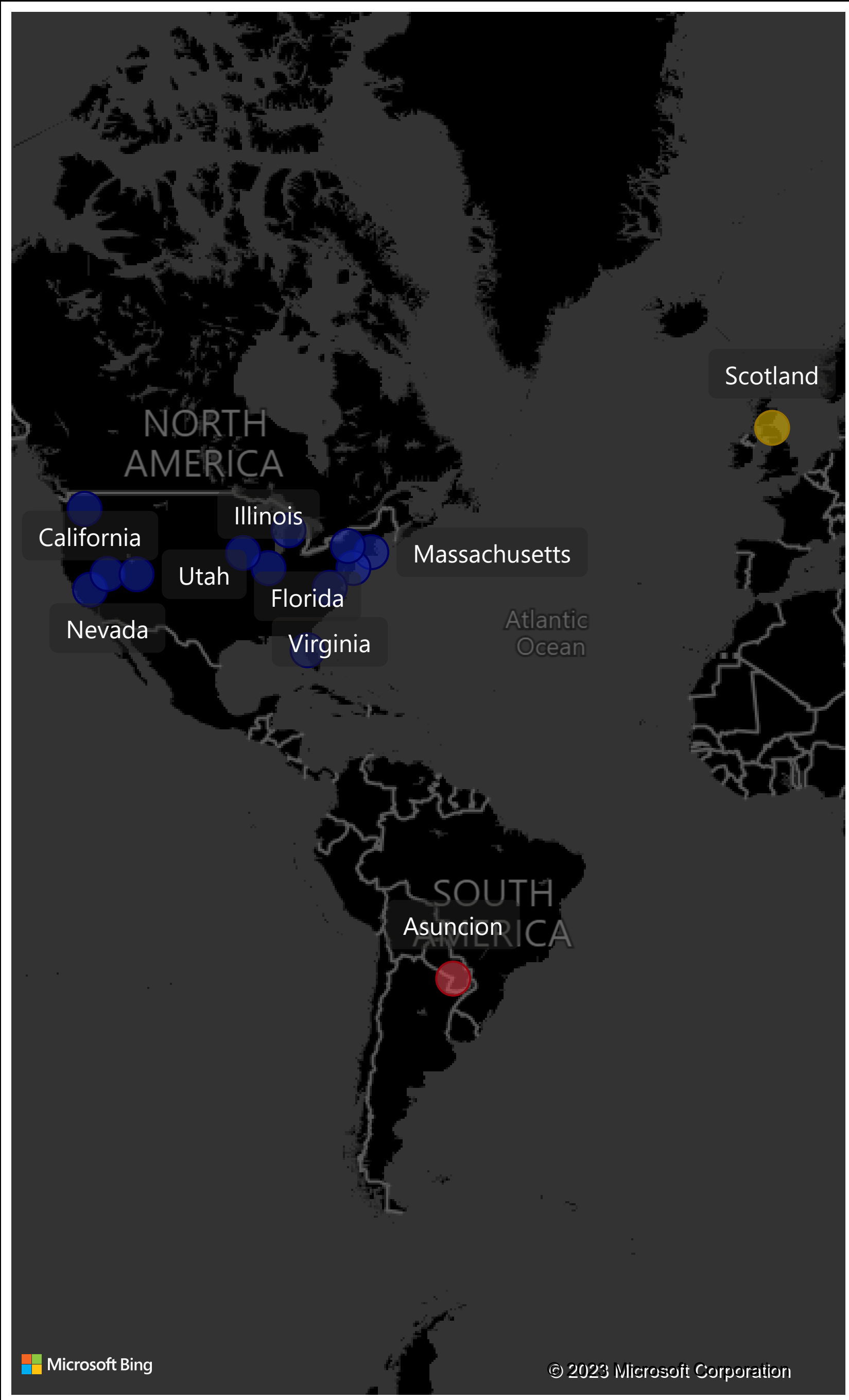


2022 OFFICIALS

The Officials listed below represent three separate countries with a variety of Grassroot, Regional, National and International federation experience. Their location codes are listed after their surname.

Each official was licensed by the United States Soccer Federation with the exception of officials with the Scottish National Federation and the Paraguayan Regional Federation*.

49% of officials were recruited from outside the surrounding Michigan area.



Theresa Anderson (MI)	John LaPierre (FL)
Becky Ansell (MI)	Nick Licari (MI)
Kimberlea Bajer (IA)	Scott Manteuffel (MI)
Rudy Barrow (NV)	Art Mitchell (FL)
Yassine Benchbana (MI)	Hadi Obeid (MI)
Zakaria Benchbana (MI)	Cassidy Olson (MI)
Mike Berke (CA)	Ashley Peper (MI)
Marc Block (NJ)	Dick Schmidt (MI)
Daniel Block (NY)	Ryan Schroeder (MI)
Deborah Bowker (MA)	David Singer (MA)
John Crissman (MI)	Pat Southwich (MI)
Stephen Crosbie (MI)	Daniel Taylor (SCT)*
Acacia Ellis (VA)	Robert Trudeau (MA)
David Foess (MI)	Garret Utz (WA)
Karen Heyden (IL)	Jared Wensley (MI)
Matt Jensen (UT)	Hassam Zogaib (PRY)*
Gus Kali (MI)	



SPORT INFORMATION & DATA COLLECTION

Special Olympics is committed to enhancing its sports work and showcasing our athletes' person best every day. During the 2022 Detroit Unified Cup, Special Olympics tracked live athlete and competition statistics. This data was not only shared with competing delegations, but was also shared live on the official Unified Cup application and website.

Throughout the Cup athletes, coaches, families, friends and spectators could see how many shots, saves, corner kicks, penalty kicks, time played, and yellow/red cards were made for each team and athlete. Collecting and actively sharing this type of data and information was a first for the Special Olympics movement.

Providing athlete statistics to the media, coaches and families was no easy feat and something Special Olympics has been striving to do as an organization for many years. While Special Olympics already shares athlete centered content with media that generates significant coverage with partners—sport specific and data driven details of the story are usually not included.

The purpose of this Technical Report is to shift the focus not only on the experience of the athletes and their teams competing at the Unified Cup, but to highlight their accomplishments and achievements that are reinforced by the data driven insights that were collected and analyzed.

During the Unified Cup, staff and volunteers implemented an online statistical tracking application that collected competition data by match number, delegation and athlete.

This application was piloted during the 2022 Berlin National Games in June and was altered to track football specific data for the Unified Cup. Dozens of volunteers from the surrounding Detroit area participated in a training prior to competition to ensure the data collection process was accurate when working and communicating with officials. Volunteers not only collected sport specific data like shots, saves, playing time and corner kicks,

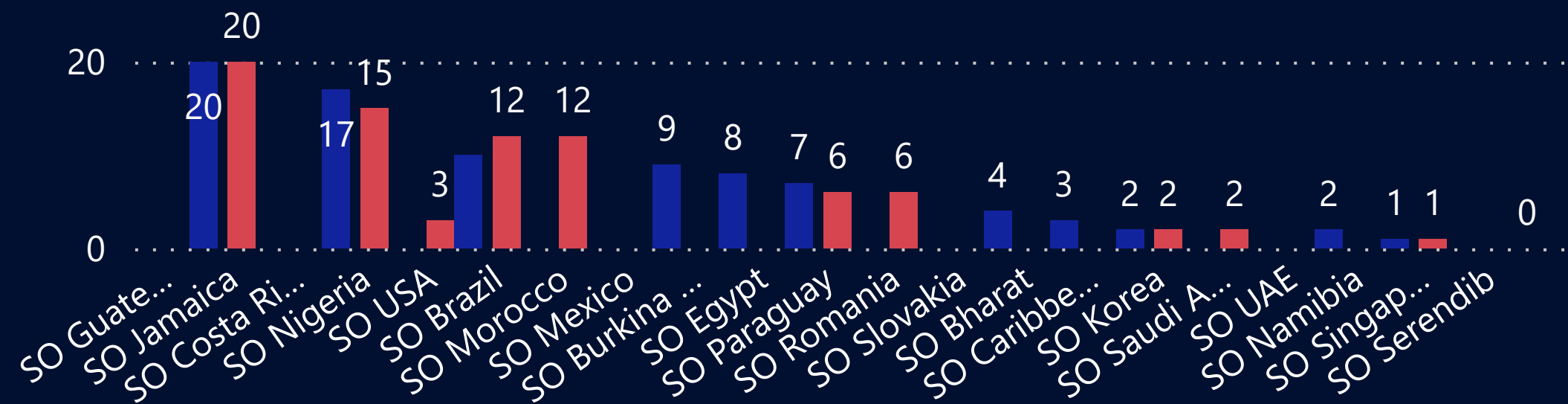
Volunteers not only collected sport specific data like shots, saves, playing time, and corner kicks, but also evaluated competing Delegation's 'Meaningful Involvement'. As part of the philosophy of Special Olympics Unified Sports, meaningful involvement is an effort to optimize participation by all team members (athletes and partners) based on the principle that every player should contribute to the success of the team. Based on a set of criteria, volunteers objectively evaluated this principle to ensure that all teammates were actively contributing to the success of the team. By collecting this information, stakeholders were able to actively see the dynamic and competitive relationship between athletes and unified partners.

The next section of this technical report showcases the data that was collected during the Cup by tournament, delegation and athlete.

Group Stage Statistics

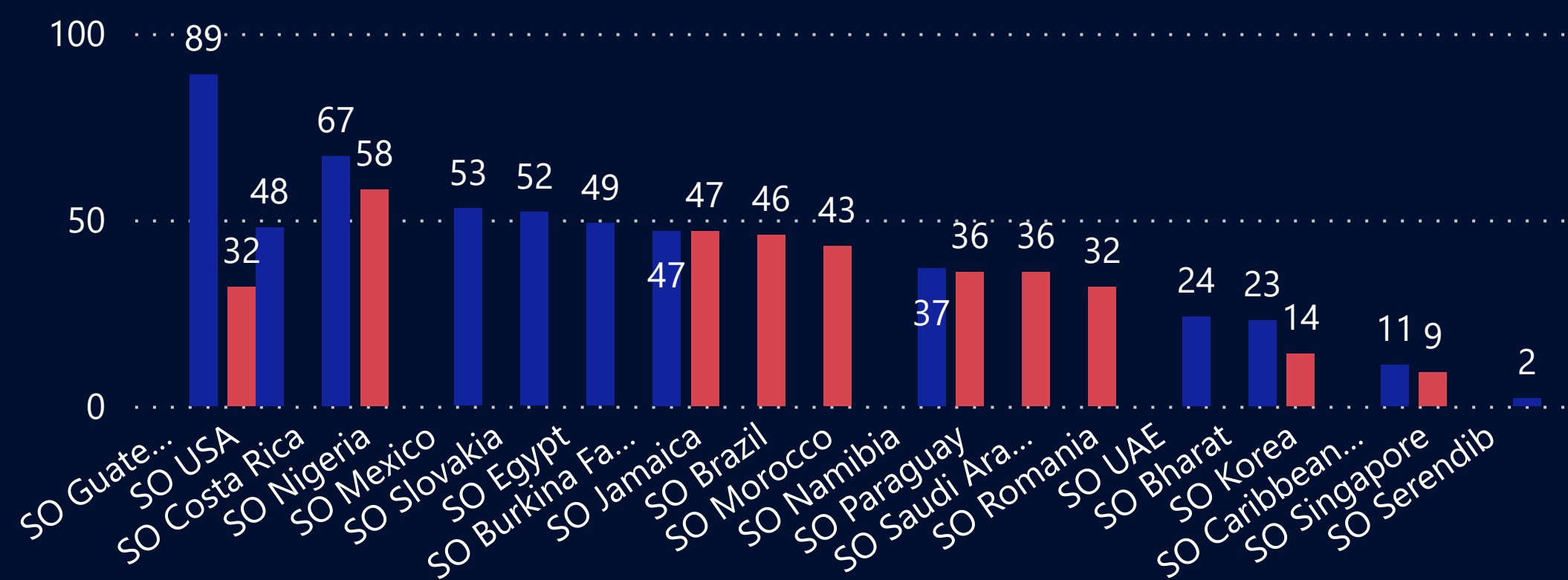
Goals by Delegation & Competition

Men's Women's




Shots by Delegation & Competition

Men's Women's



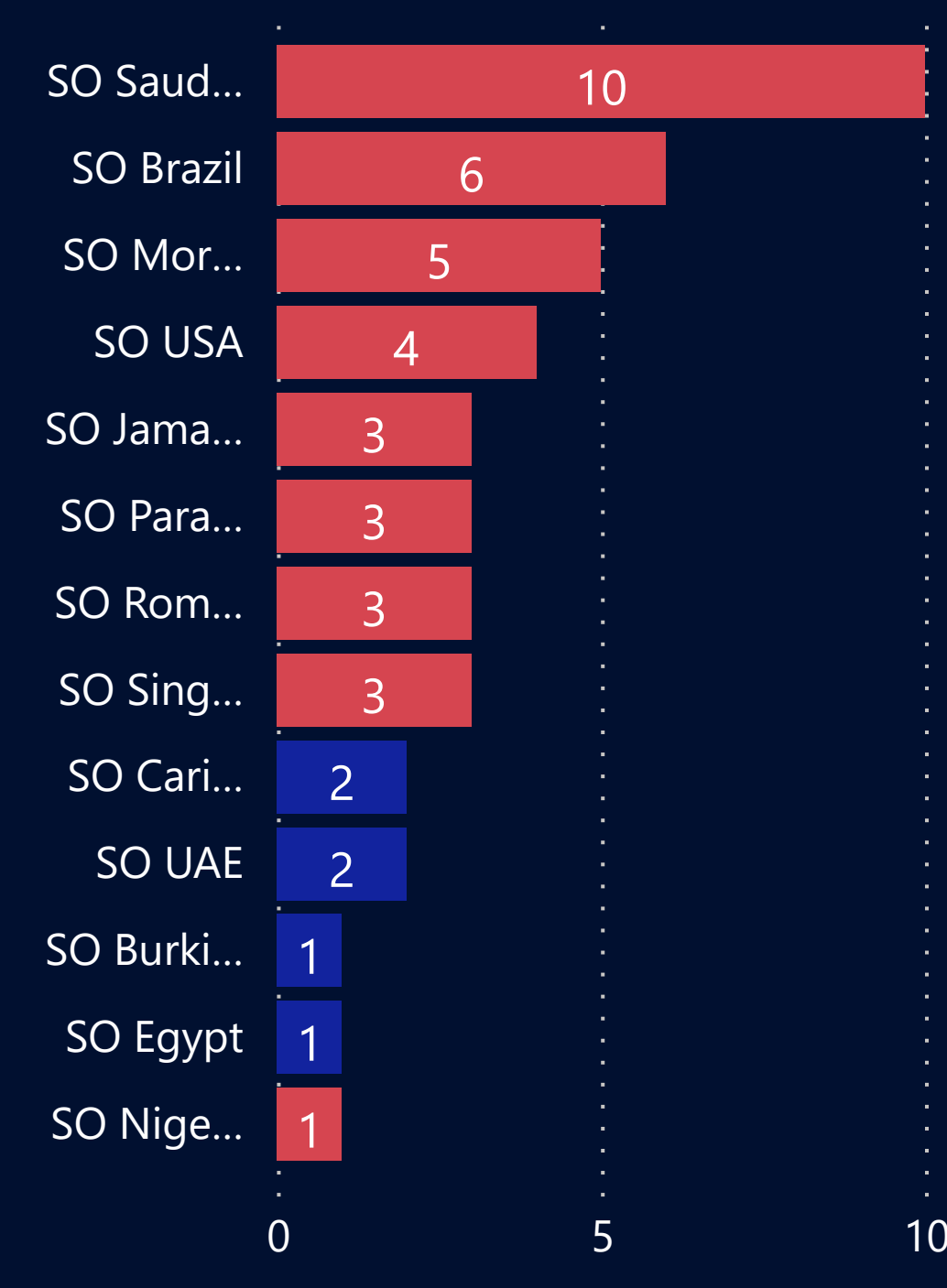
Red Cards

Men's Women's



Yellow Cards

Men's Women's



162

Total Goals

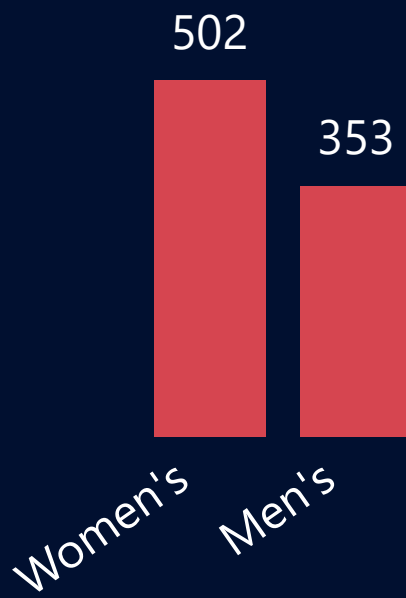
Goals by Competition



855

Total Shots

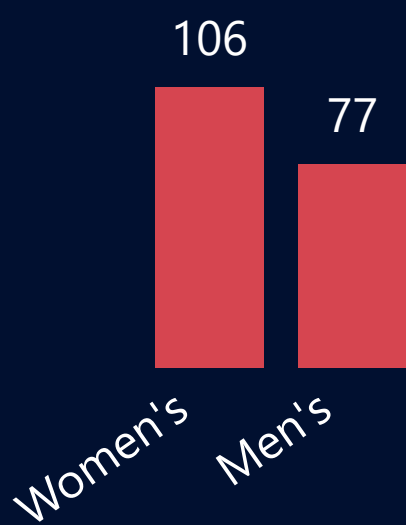
Shots by Competition



183

Total Corner Kicks

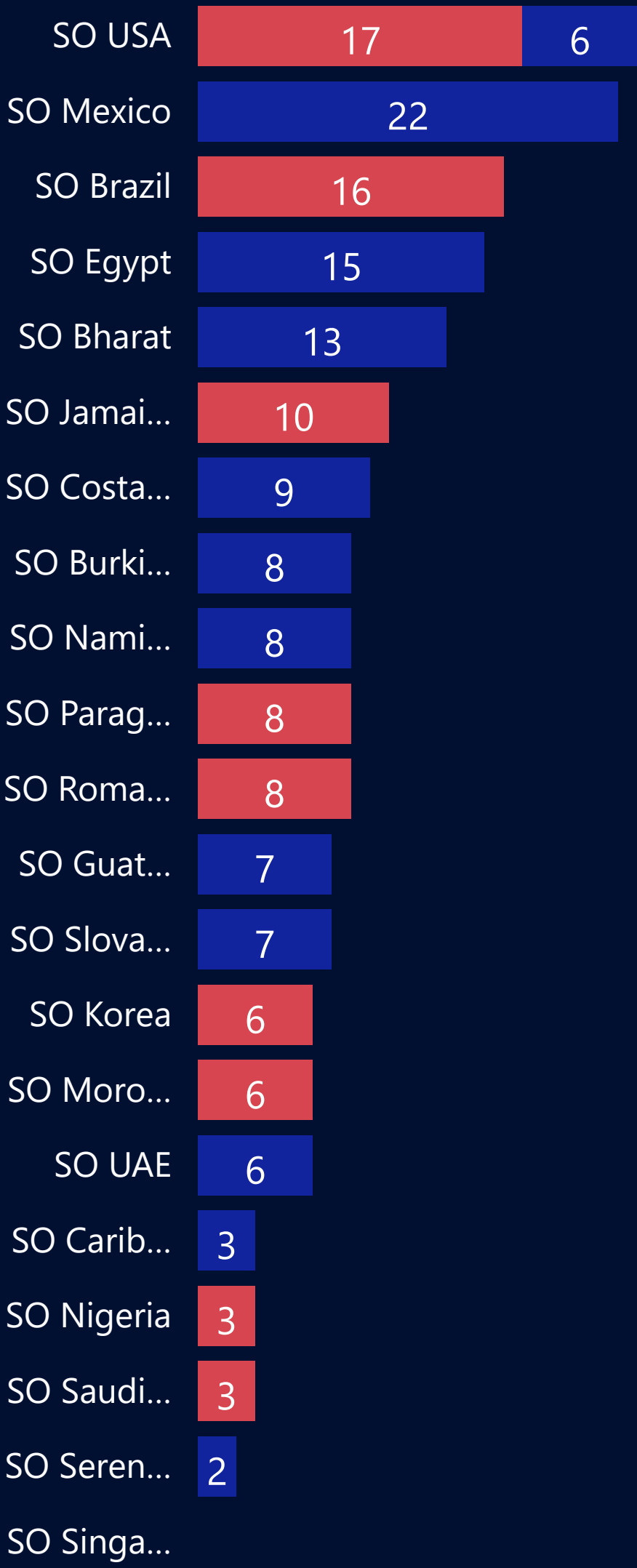
Corner Kicks by Competition



Group Stage Statistics

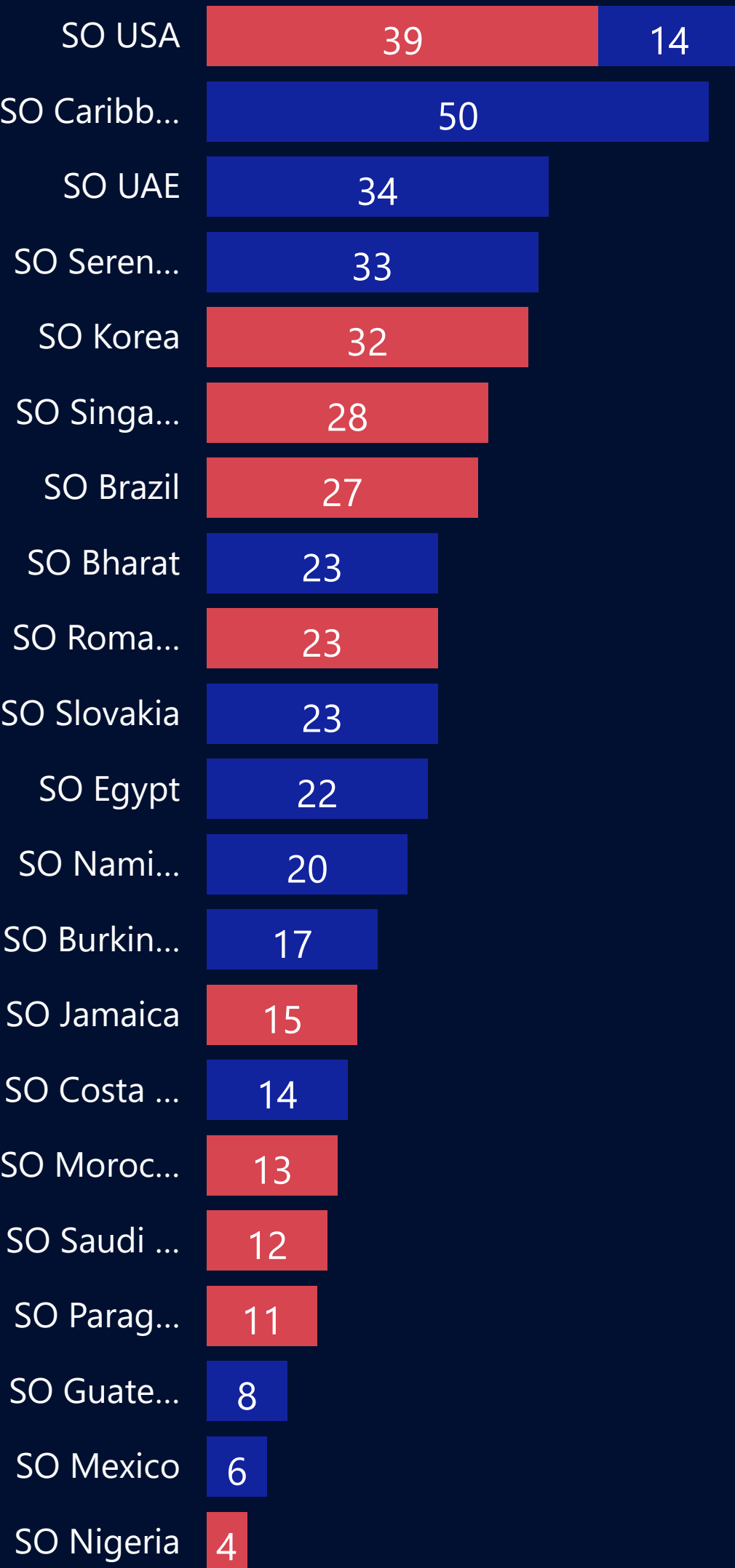
Corner Kicks

● Men's ● Women's



Saves

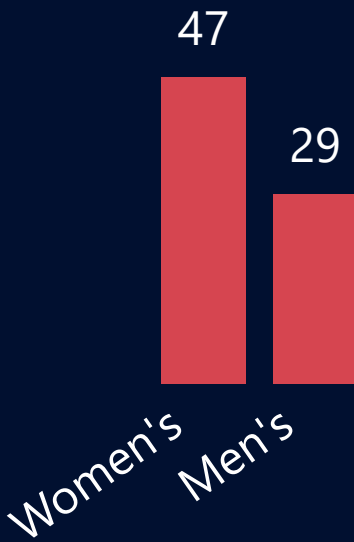
● Men's ● Women's



76

Total Assists

Assists by Competition



44

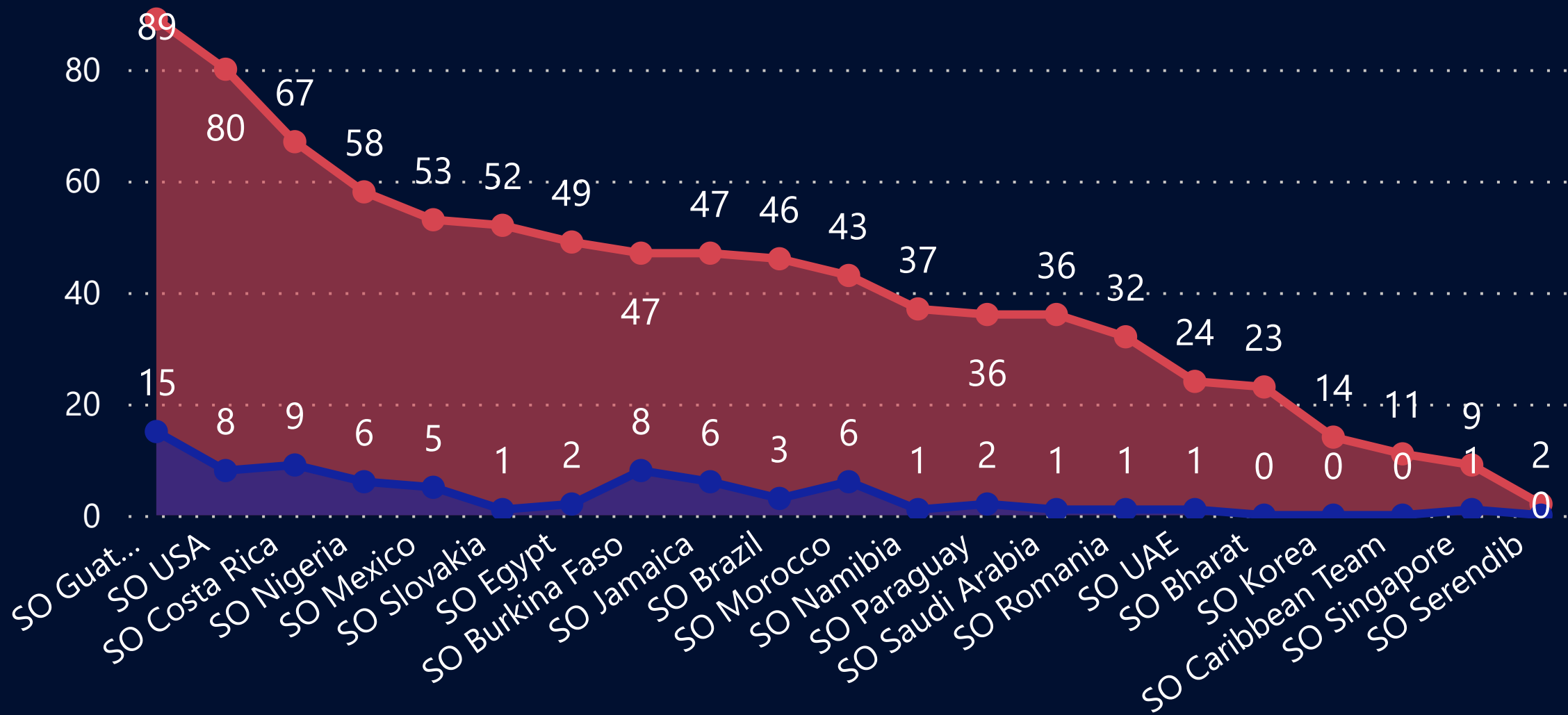
Total Yellow Card

Yellow Cards by Competition



Shots and Assists

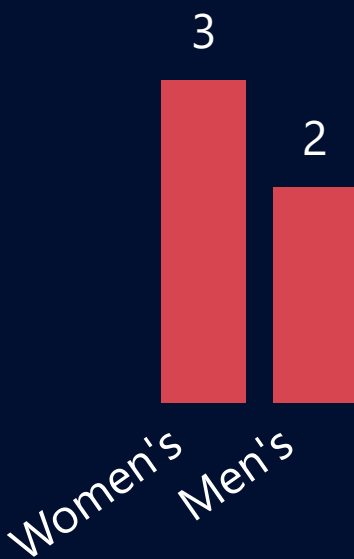
● Shots ● Assists



5

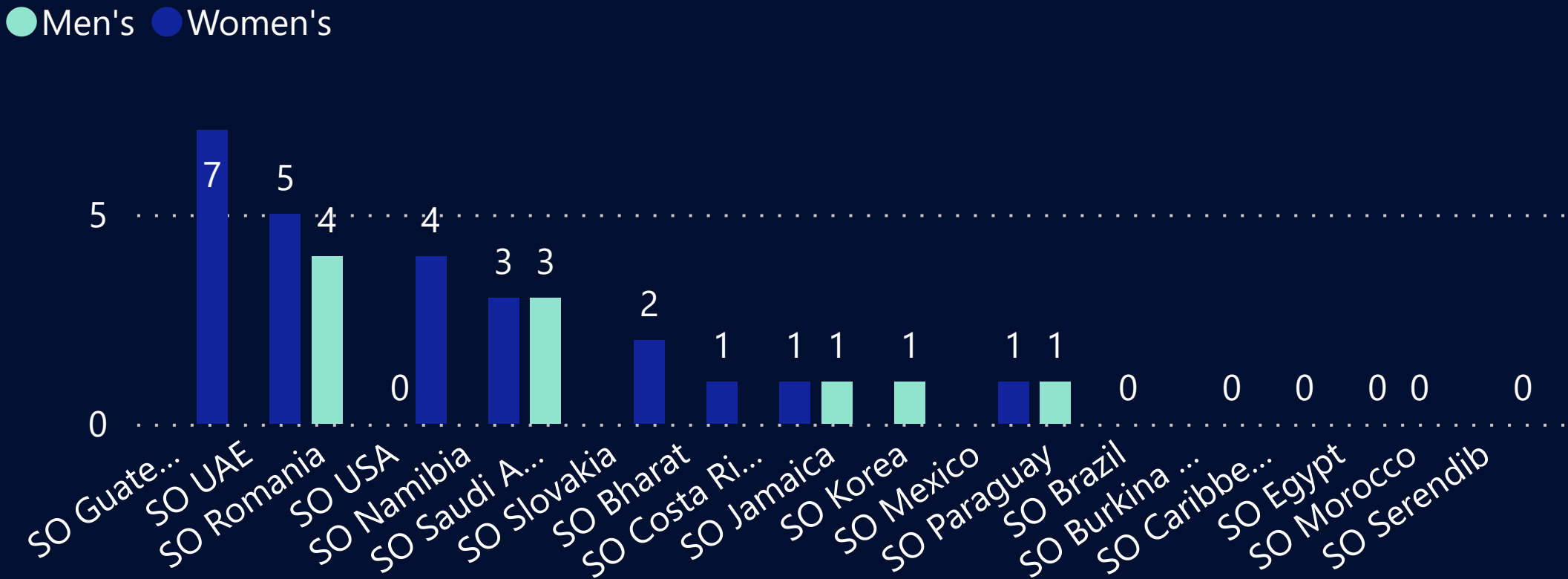
Total Red Card

Red Cards by Competition

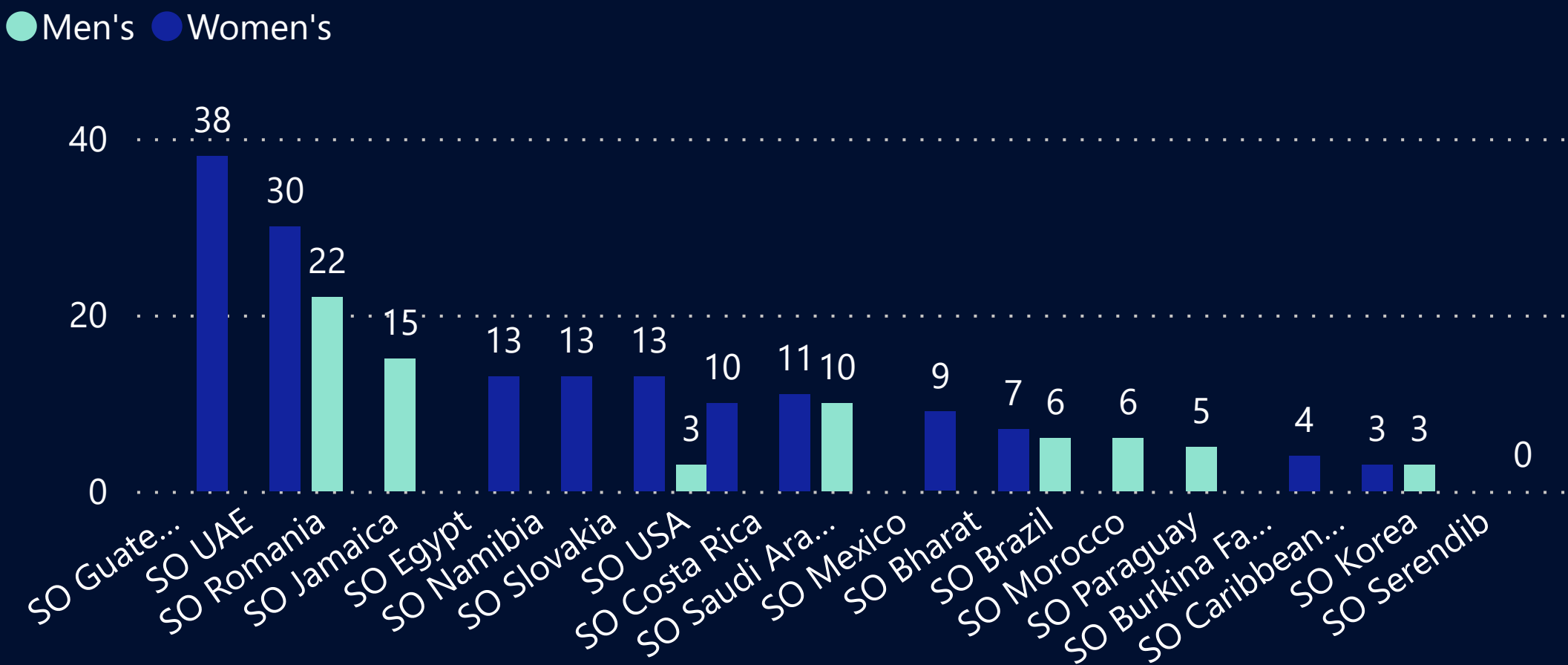


Semi Finals Statistics

Goals by Delegation & Competition




Shots by Delegation & Competition



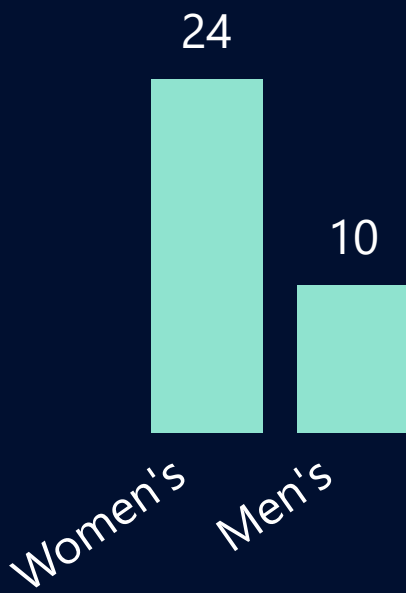
Yellow Cards

0 Red Cards were allocated during the Semi Finals Stage



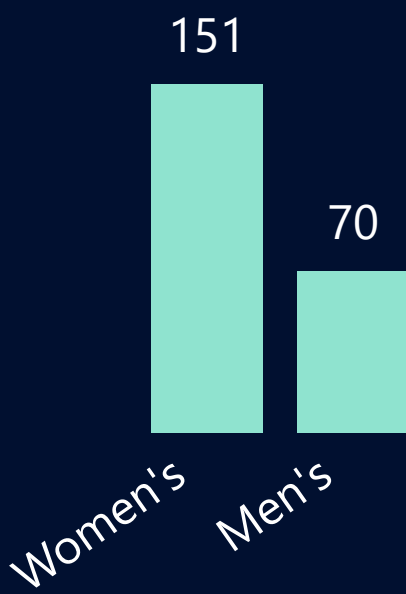
34
Total Goals

Goals by Competition




221
Total Shots

Shots by Competition



35
Total Corner Kicks


Corner Kicks by Competition



Semi Finals Statistics


Corner Kicks

Men's Women's



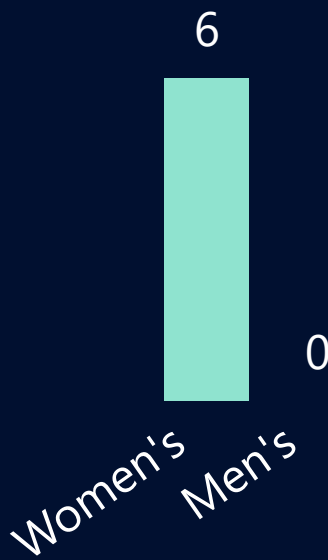
Saves

Men's Women's



6
Total Assists

Assists by Competition



8
Total Yellow Card

Yellow Cards by Competition



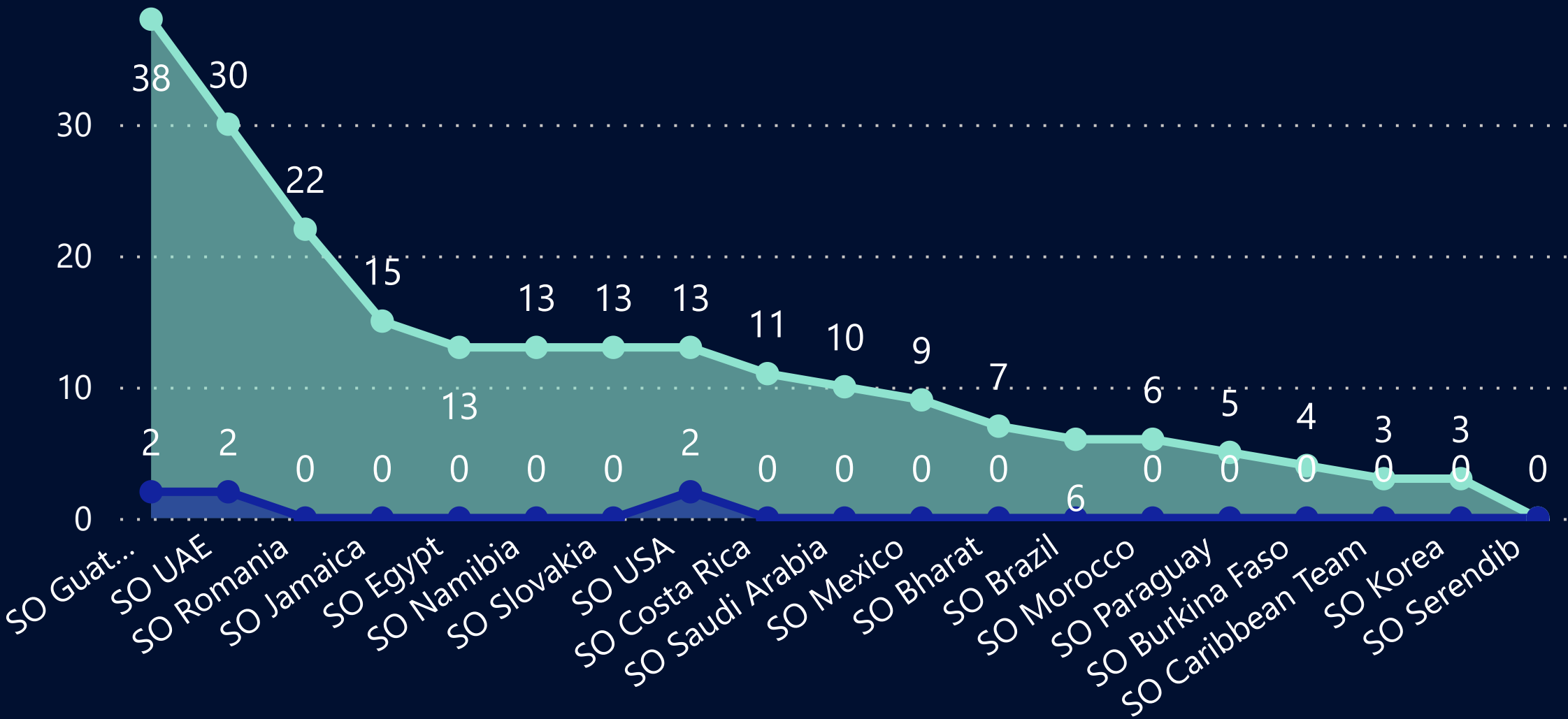
0
Total Red Card

Red Cards by Competition



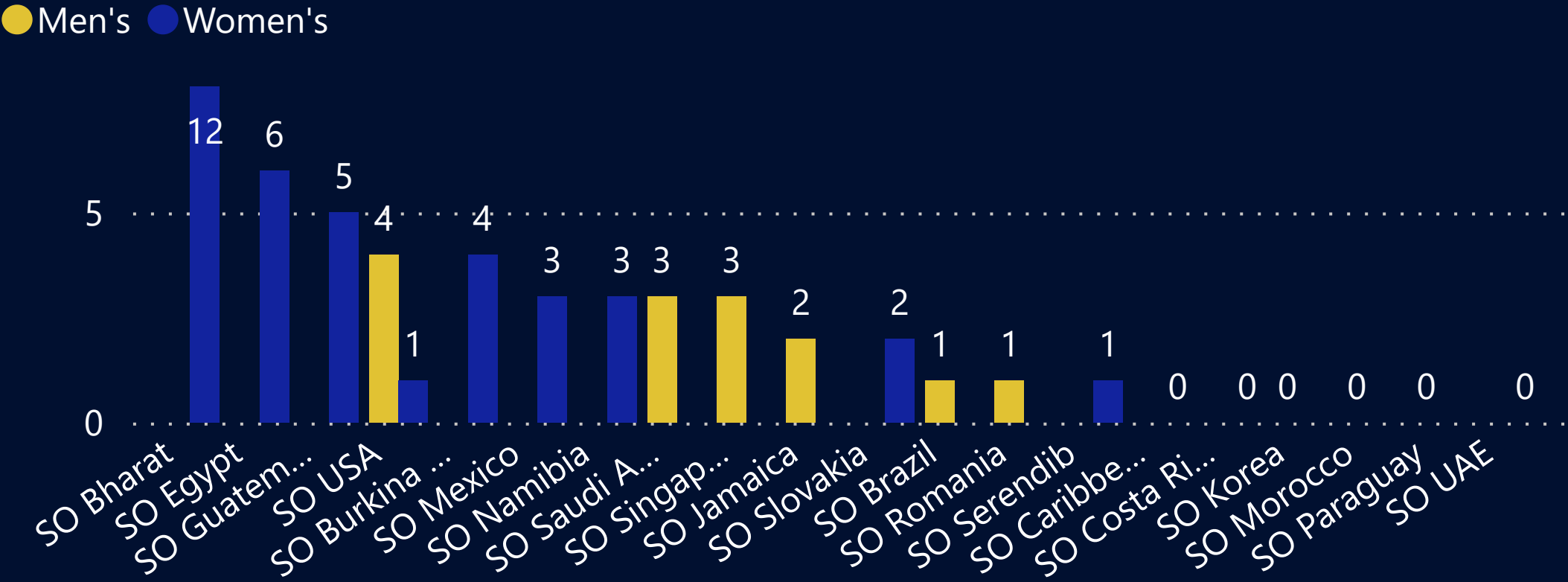
Shots and Assists

Shots Assists



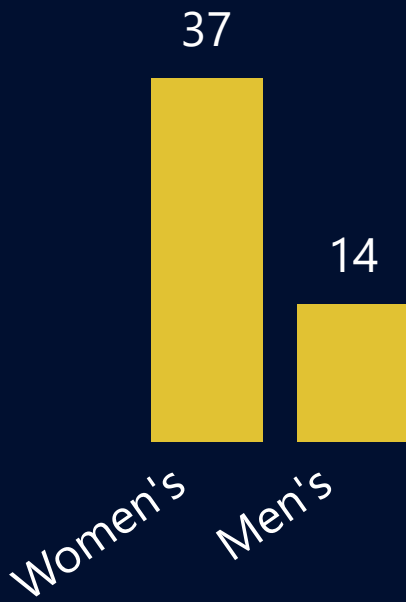
Finals Statistics

Goals by Delegation & Competition

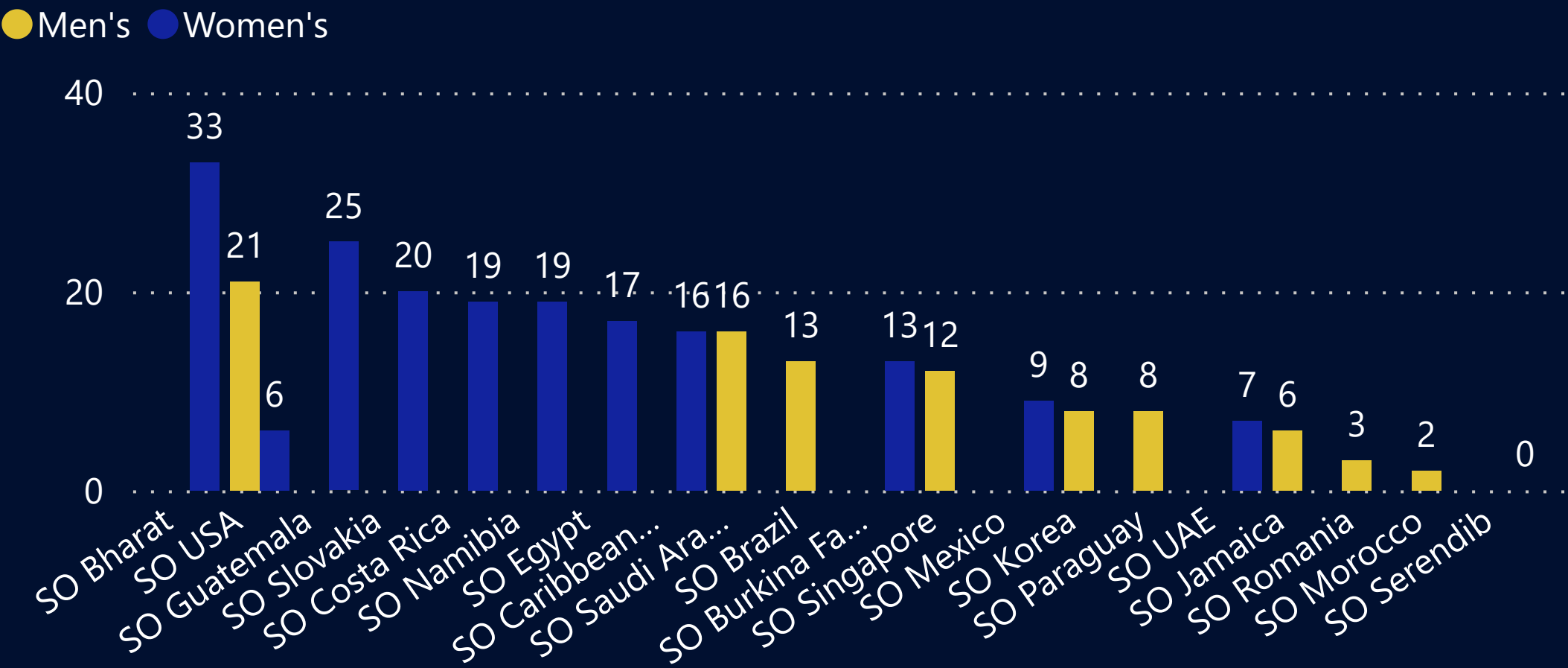


51
Total Goals

Goals by Competition

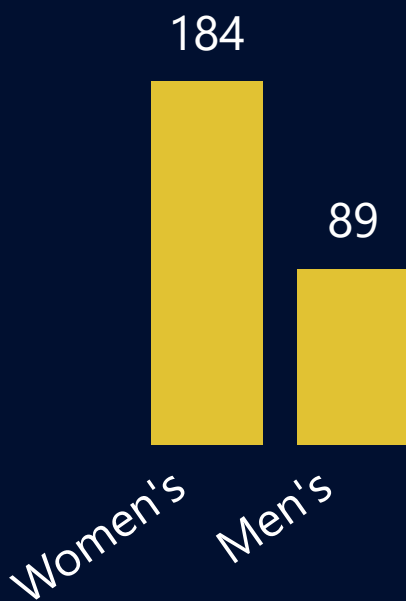


Shots by Delegation & Competition

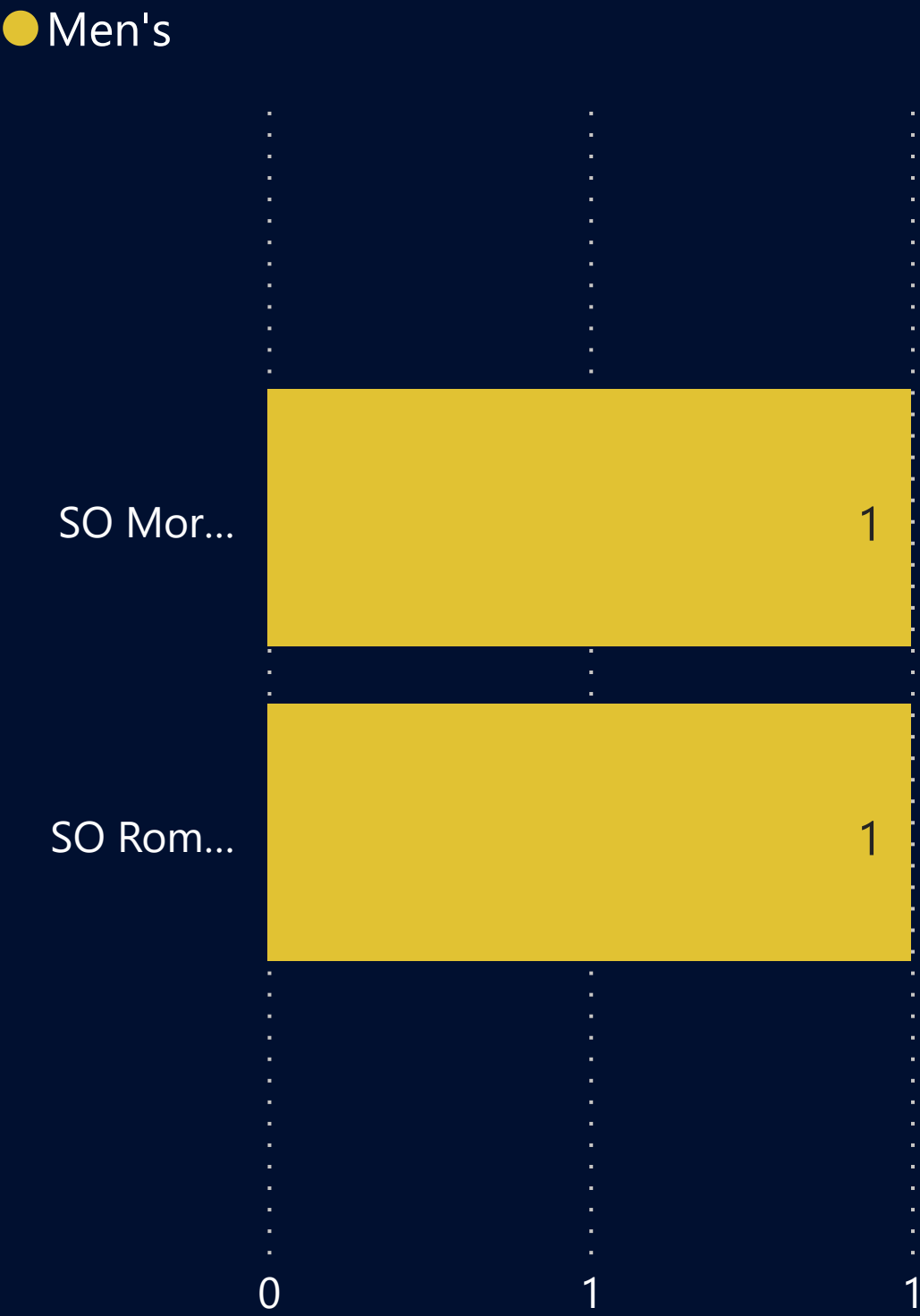


273
Total Shots


Shots by Competition



Red Cards

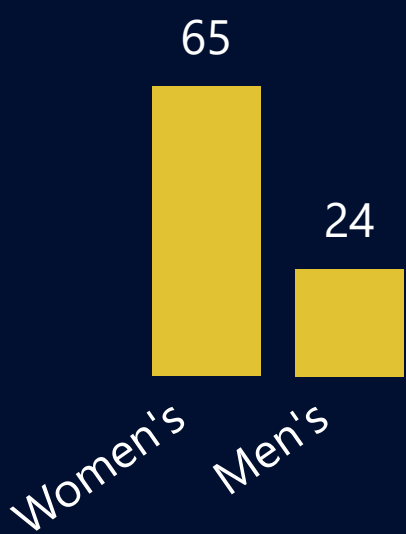


Yellow Cards



89
Total Corner Kicks


Corner Kicks by Competition



Finals Statistics

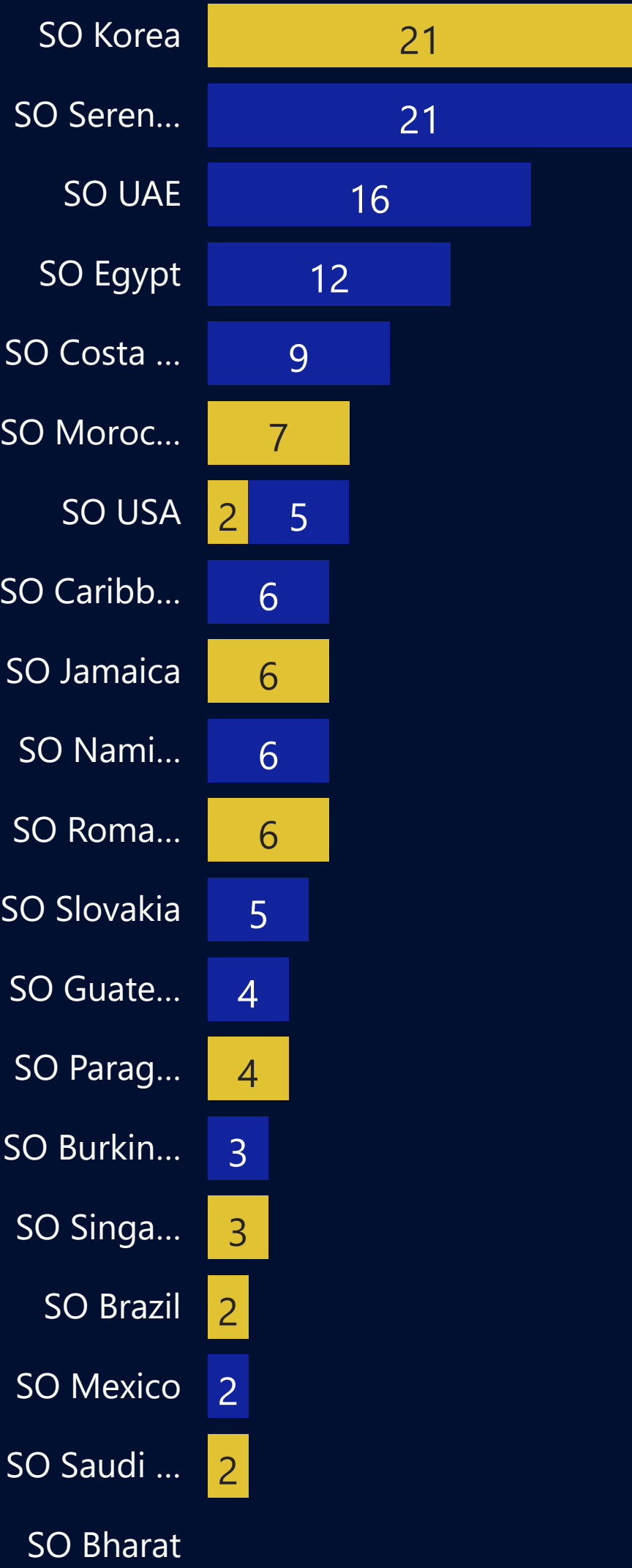
Corner Kicks

● Men's ● Women's



Saves

● Men's ● Women's



15

Total Assists

Assists by Competition



12

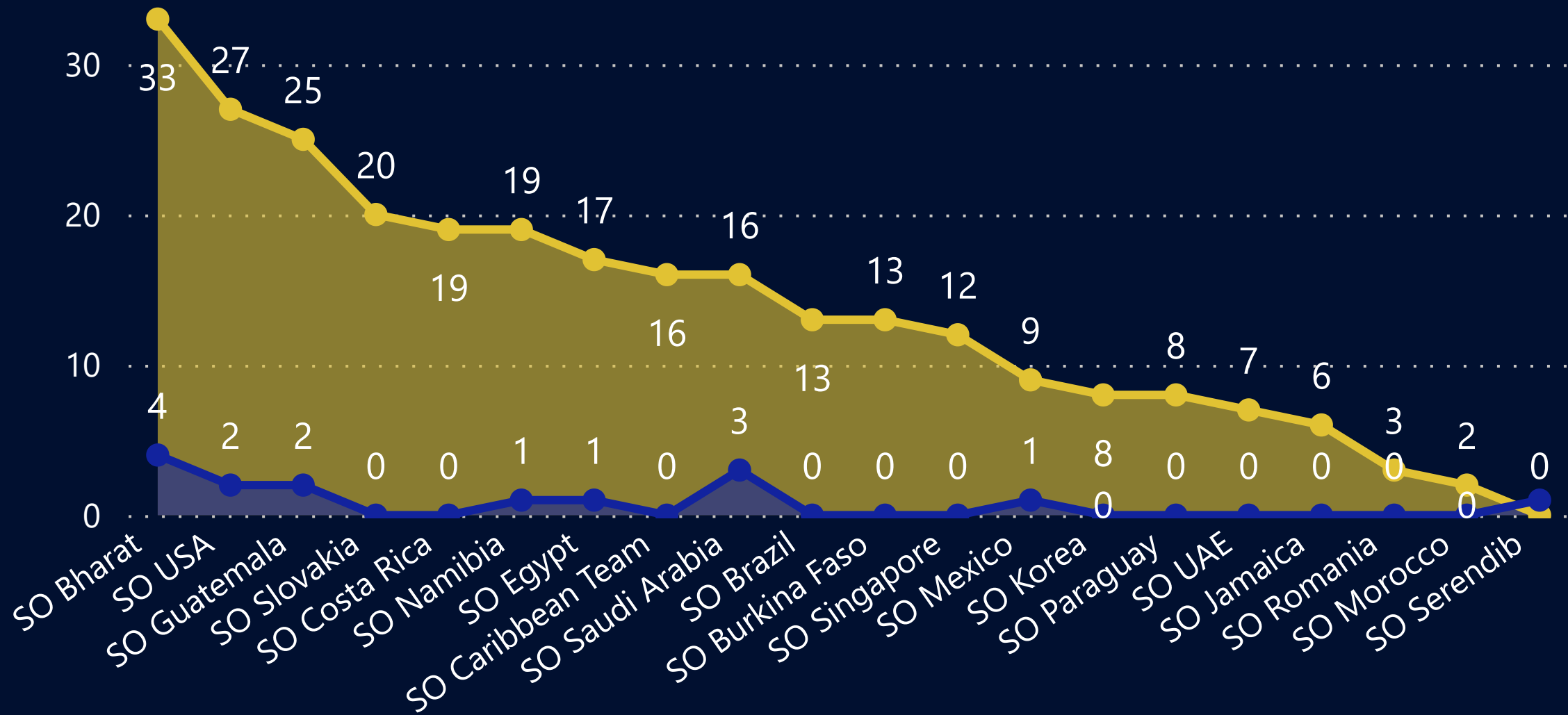
Total Yellow Card

Yellow Cards by Competition



Shots and Assists

● Shots ● Assists



2

Total Red Card

Red Cards by Competition





MEN'S FINAL MATCH

SO JAMAICA

2 - 0

SO PARAGUAY

Team Members

#	First Name	Last Name
84	Jerome	Austin
18	Geovannie	Britton
72	Omarion	Brown
90	Rory	Collins
96	Akeem	DaCosta
54	Ellis	Guscott
12	Kemar	Jones
36	Ashanie	Kennedy
48	Jerome	Lindo
66	Kyle	McLeggan
30	Ontwain	Mitchell
24	Joel	Palmer
60	Rolando	Redman
78	Dillion	Richards
42	Rickeldeano	Williams

SATURDAY, AUGUST 7TH

KEYWORTH

STADIUM

DETRIOT, MICHIGAN

GOALS

ELLIS GUSCOTT #9
ONTWAIN MITCHELL #5

Team Members

#	First Name	Last Name
66	Marcos	Arguello
54	Alejandro	Benitez
24	Alvaro	Benitez
78	Oscar	Chena
84	Fabrizio	Cuevas
30	Ronaldo	Genes
48	Luis	Gonzalez
96	Santiago	Gonzalez
72	Rodolfo	Jara
36	Mauricio	Maciel
60	Tobias	Nunez
90	Arsenio	Ortiz
18	Mauricio	Penayo
42	Marcos	Resquin
12	Clemente	Salinas
5	Elias	Villar

SO Jamaica SO Paraguay

CORNER KICKS



GOALS



SHOTS



SAVES





WOMEN'S FINAL MATCH

SO GUATEMALA

5 - 1

SO USA

Team Members

#	First Name	Last Name
20	Emelin	Alarcón Pérez
5	Diana	Arias Catalán
45	Daroulin	Avila López
25	Allison	Chávez Monroy
35	Daniela	Juárez Pineda
40	Daniela	Madrid Chinchilla
10	Adelyn	Mayorga Ralda
55	Keyla	Pelen Alegría
50	Adriana	Ramírez Monzón
15	Katherine	Ruiz Figueroa
30	Heydy	Yumán García

SATURDAY, AUGUST 7TH

KEYWORTH

STADIUM

DETROIT, MICHIGAN

GOALS

COREE BENESCH #6

E. ALARON PEREZ #4

D. CHINCHILLA #8

ADELYN RALDA #2

A. MONZON #10

ALLISON MONROY #5

Team Members

#	First Name	Last Name
30	Coree	Benesch
20	Dominique	DeHerrera
35	Myah	Garrett
45	Avery	Kingery
50	Vienna	Lundstedt
55	Abigail	Marcello
40	Nayeli	Morales
5	Radoslava	Papadopoulos
15	Shelby	Reines
10	Sarahi	Remigio
25	Esmeralda	Tolentino

SO Guatemala SO USA

CORNER KICKS



GOALS



SHOTS



SAVES



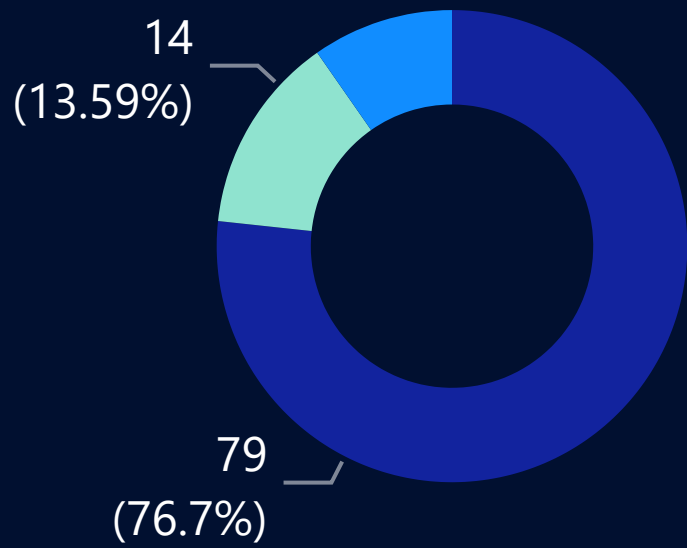
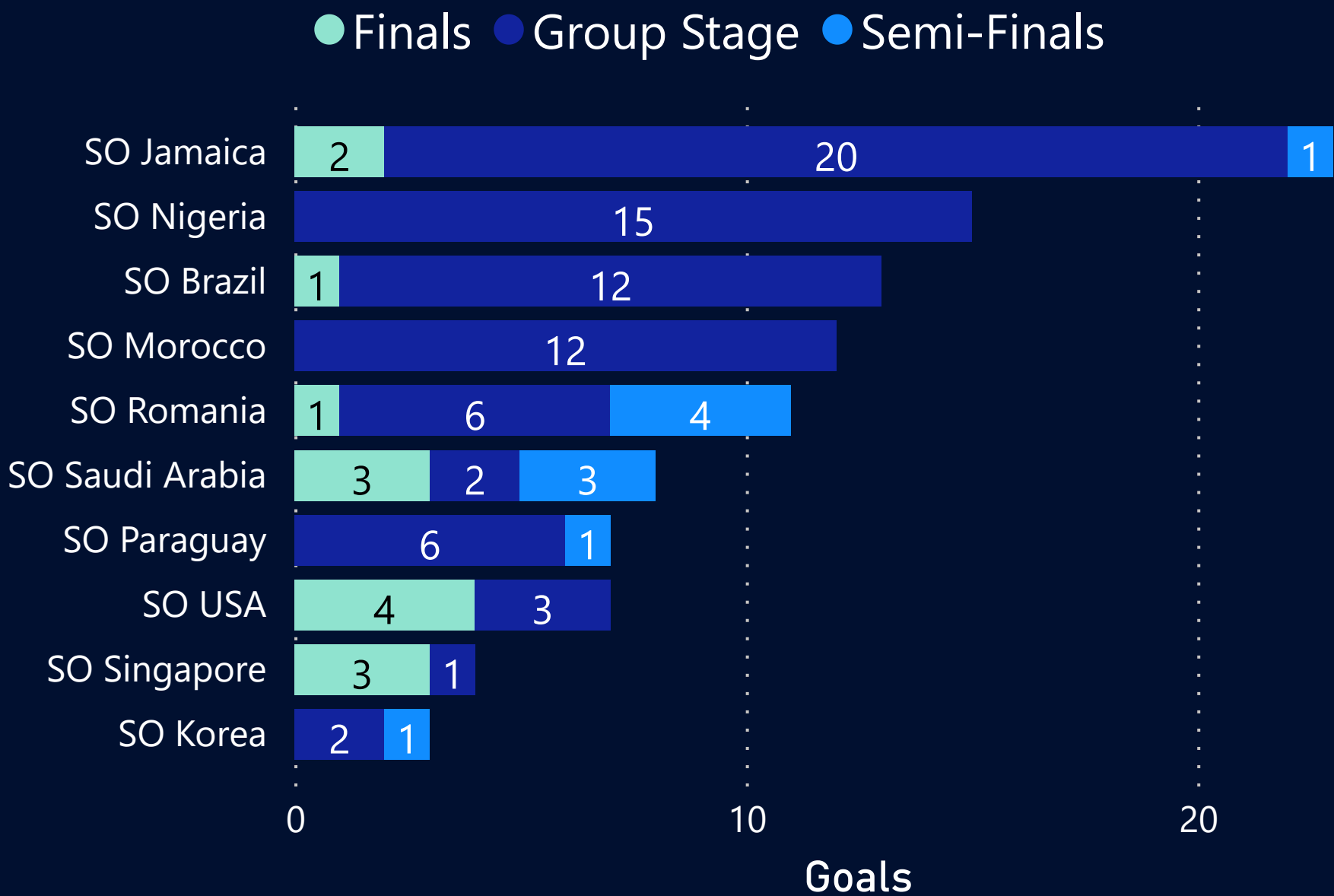
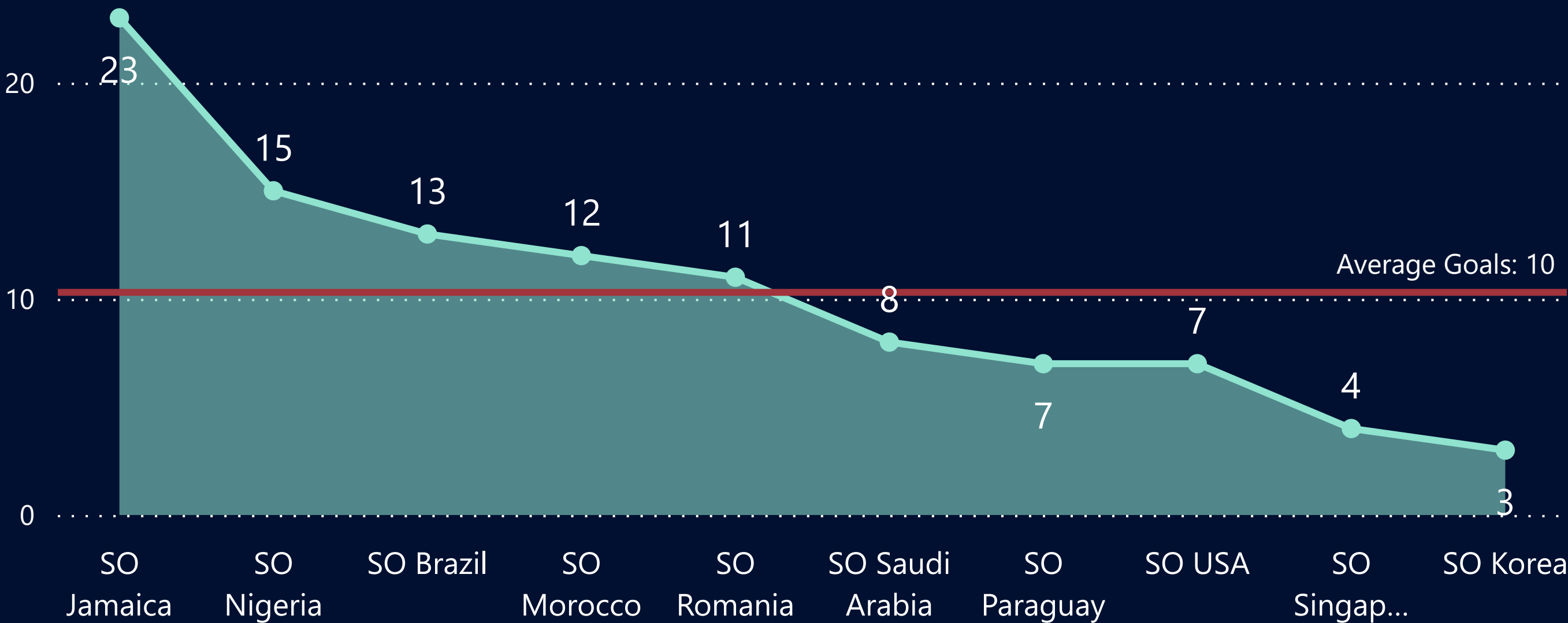


MEN'S STATISTICS
SCHOOL CRAFT COLLEGE
& KEYWORTH STADIUM

AUGUST 01 - 06 2022



Top Scorers



Key Insights

The overall total goals made during the Men's Tournament was **103. 79 goals** were made during the Group Stage, **10 goals** during the Semi-Finals and **14 goals** during the Finals matches.

At 23, SO Jamaica had the highest Goals and was 667 % higher than SO Korea, which had the lowest Goals at 3.

The average number of goals per match was **3.68**. The average of goals made during the Group, Semi-Final, and Finals stage was **4.16, 2.50 and 2.80**, respectively.

SO Jamaica accounted for 22.33% of Goals.

Top Men's Scorers

Delegation	#	First Name	Last Name	Goals
SO Jamaica	78	Dillion	Richards	7
SO Saudi Arabia	60	Mohammed	Almutairi	5
SO Jamaica	54	Ellis	Guscott	4
SO Morocco	54	Mohamed	Draiss	4
SO Nigeria	33	Michael	Akipienyi-Onofomi	4
SO USA	18	Jaylen	Bischoff	4
SO Brazil	30	Marcio	Crispim	3
SO Jamaica	36	Ashanie	Kennedy	3
SO Morocco	30	Yasser	Louzane	3
SO Nigeria	30	Lateef	Aborishade	3
SO Romania	90	George	Mangra	3
SO Saudi Arabia	90	Khalid	Al Zeid	3

Shots & Assists

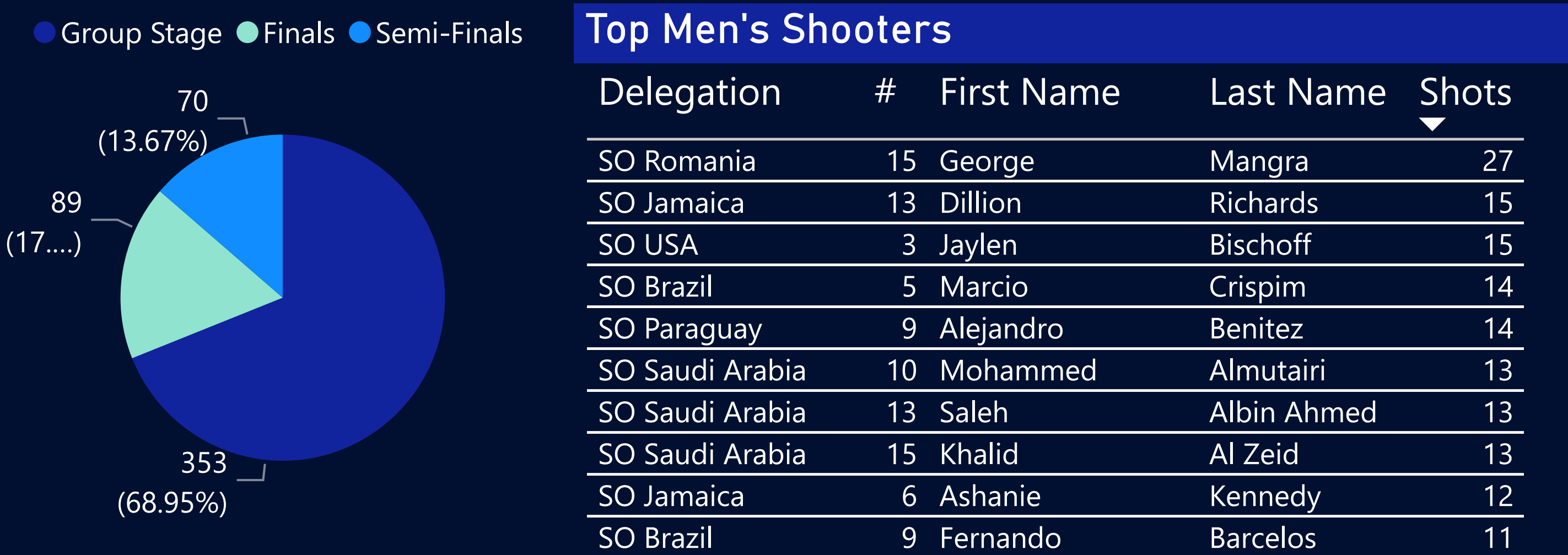


Key Insights

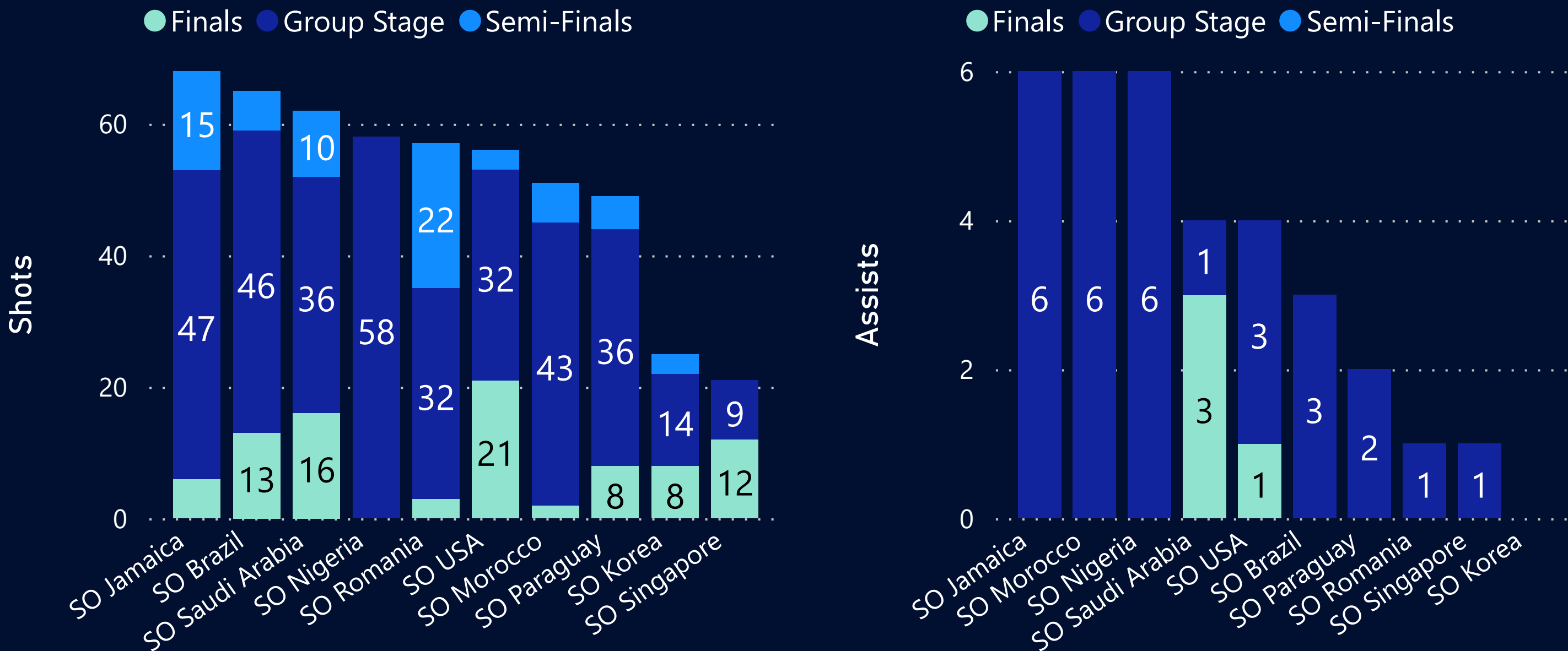
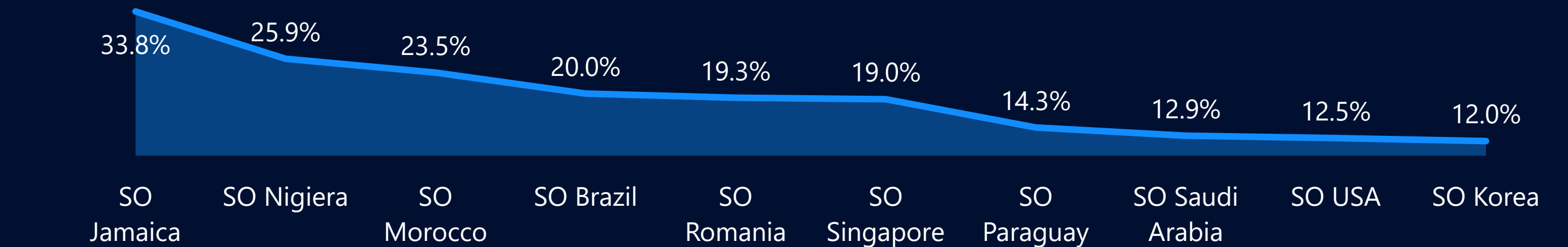
SO Romania's George Mangra (15) was the top shooter during the 2022 Unified Cup. He had **27 shots** throughout the entire tournament.

Shot Accuracy is calculated by total number of goals divided by total number of shots by Delegation. Across all 10 Delegations, Shot Accuracy ranged from **12.0% to 33.8%.**

Out of the **512 shots made**, only **20% lead to goals (103).**



Shot Accuracy



Scorekeeping

Key Insights

During the Men's Tournament, there was **299 saves** made, with an average of **10.68 saves per match**. During the Group Stage **204 saves** were made compared to the Semi-Finals and Finals Stage with **42 and 53 saves** respectively. Overall, the average amount of saves remained consistent with an **average of 10.2 - 10.7**.

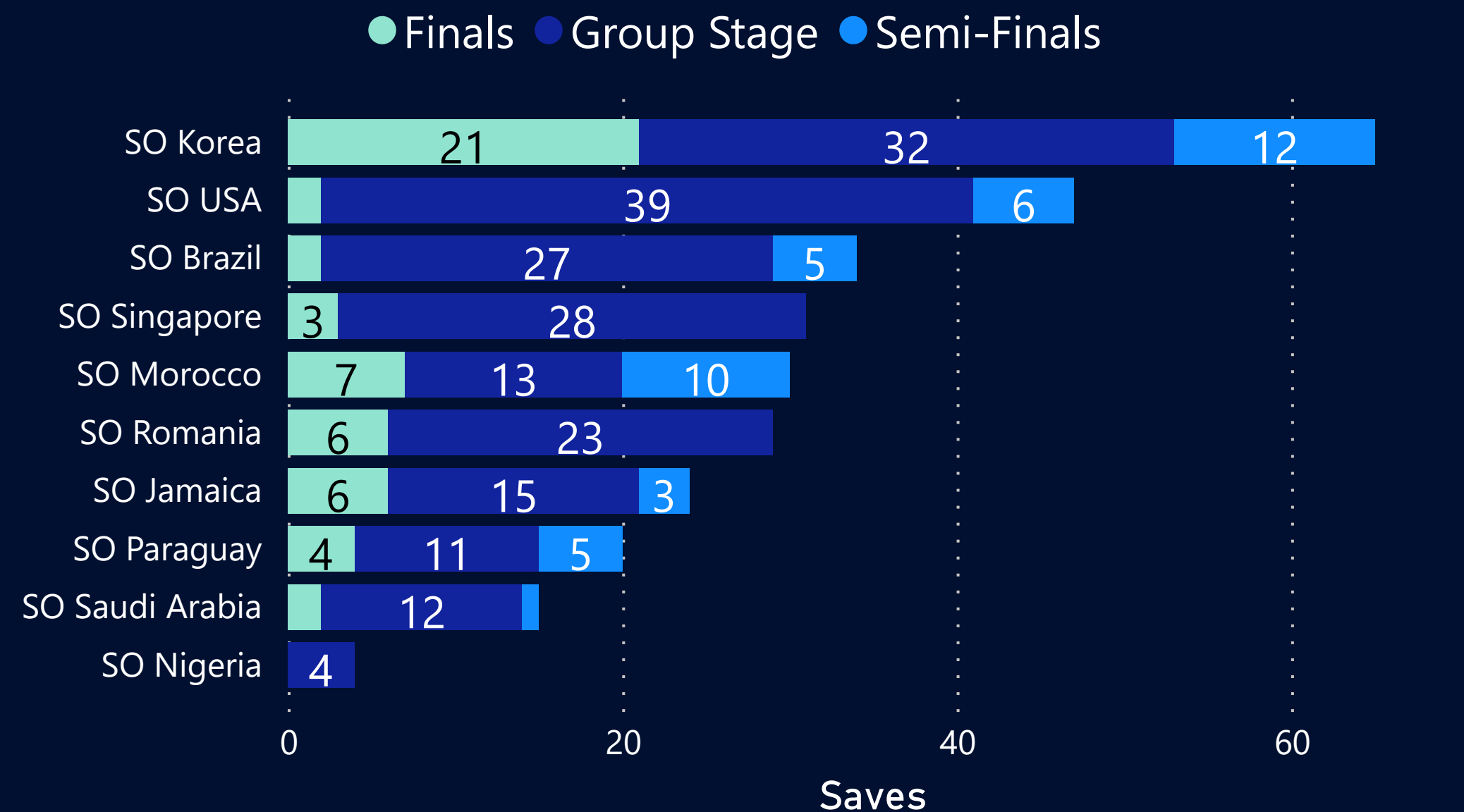
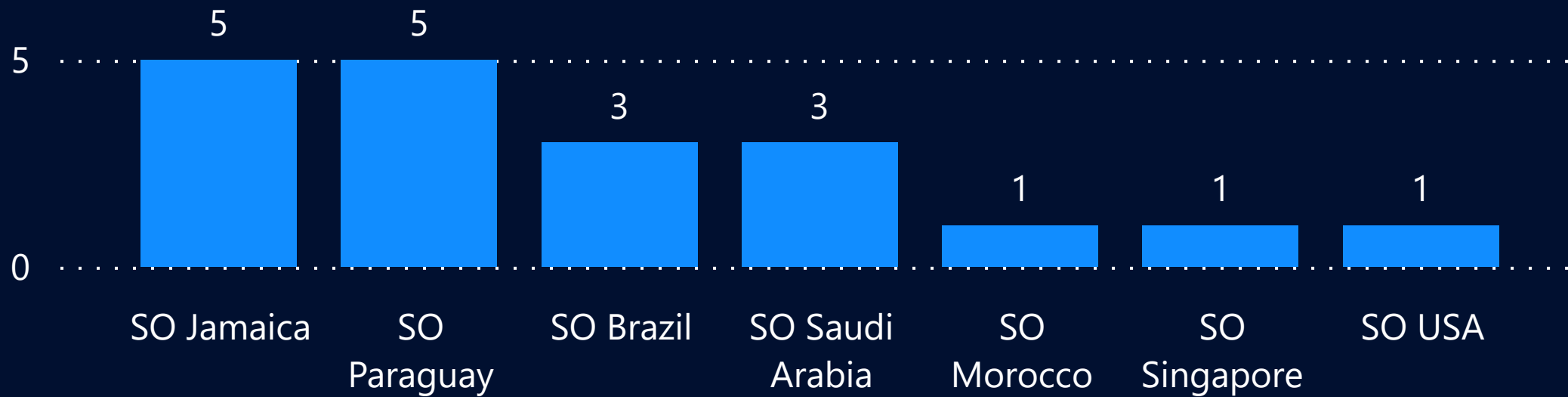
SO USA during the Group Stage made up **19.11% of saves**.

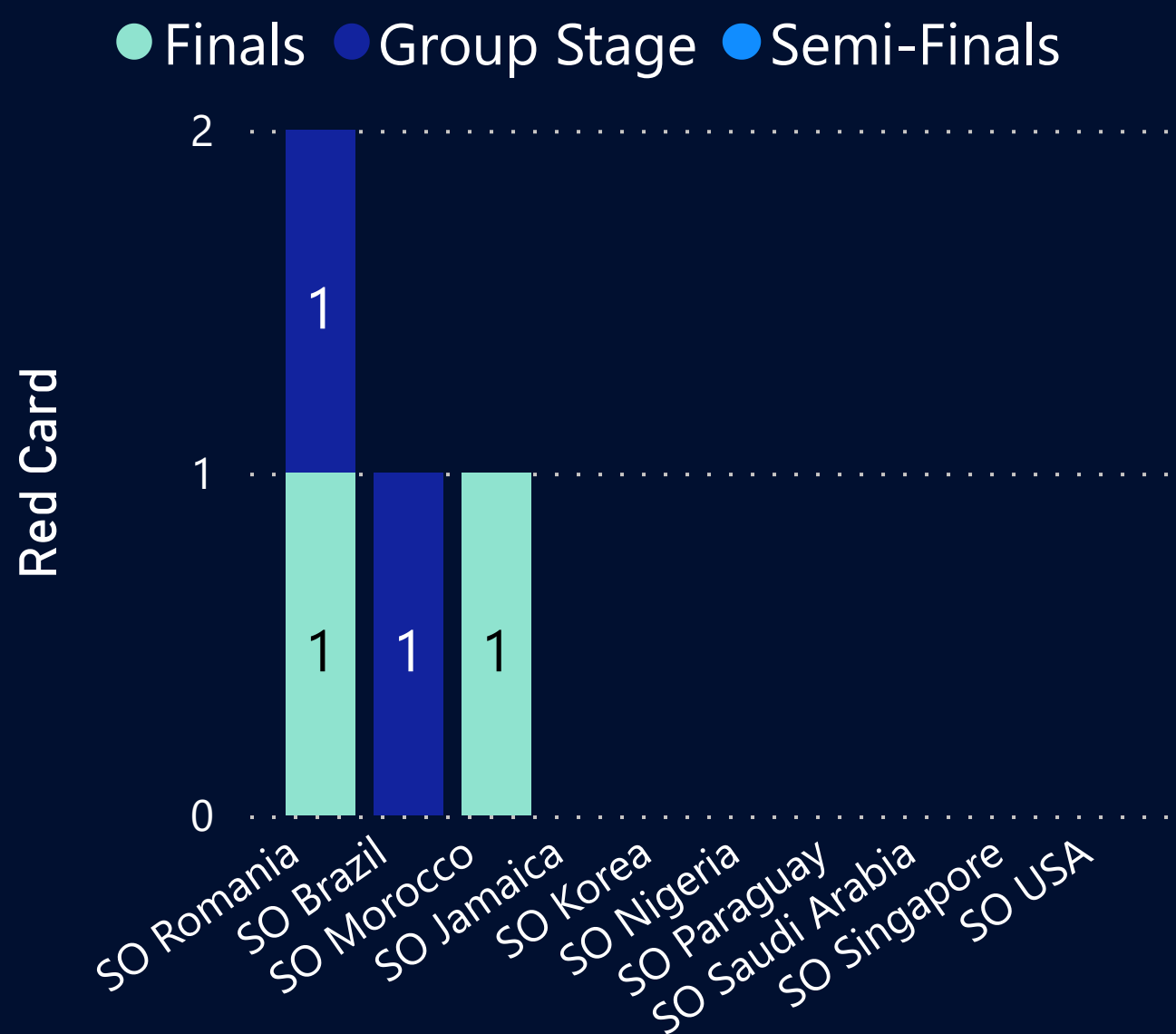
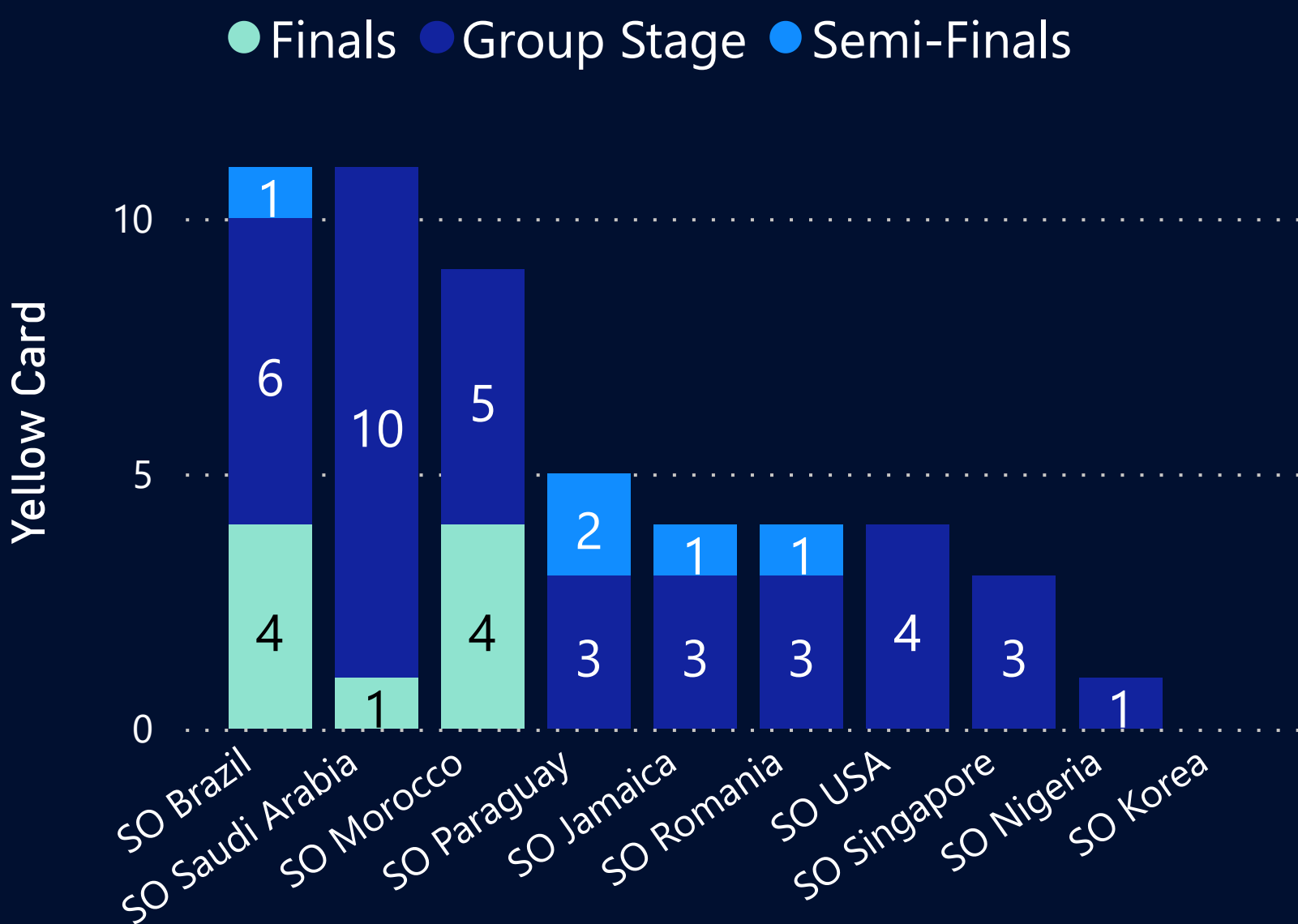
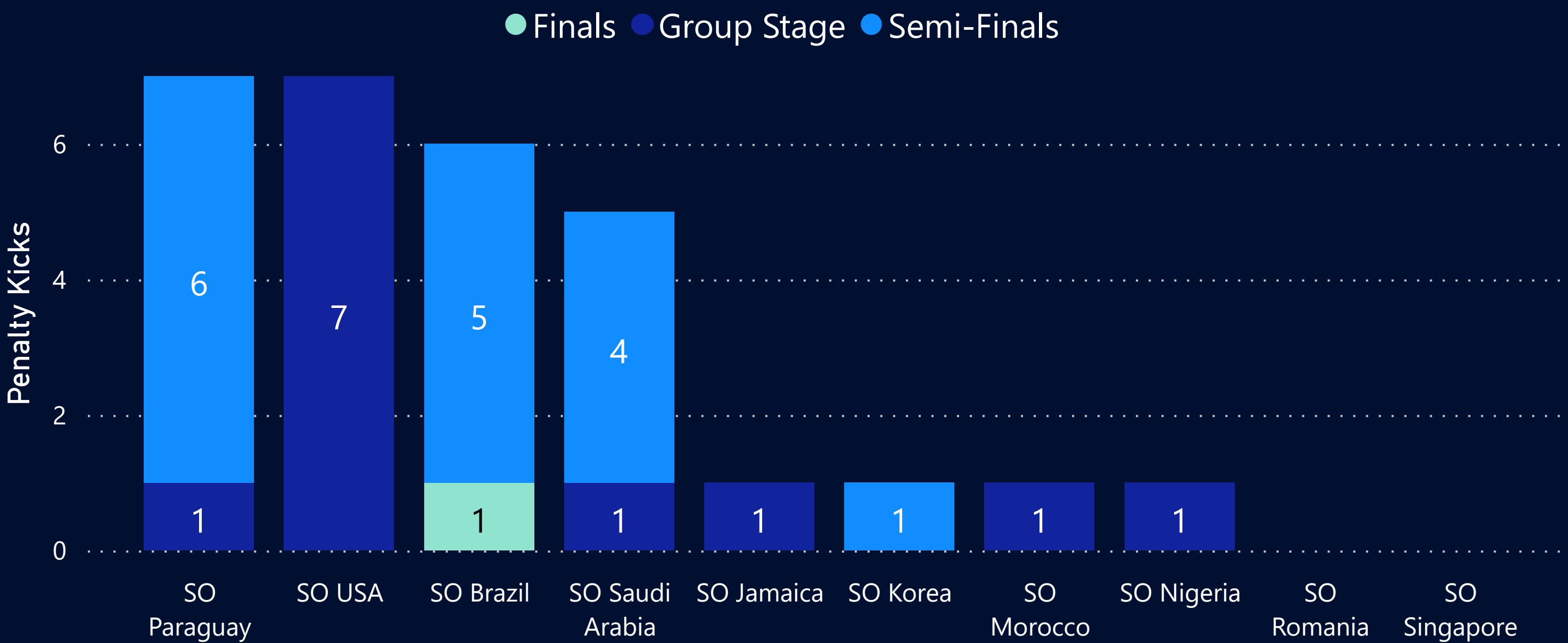
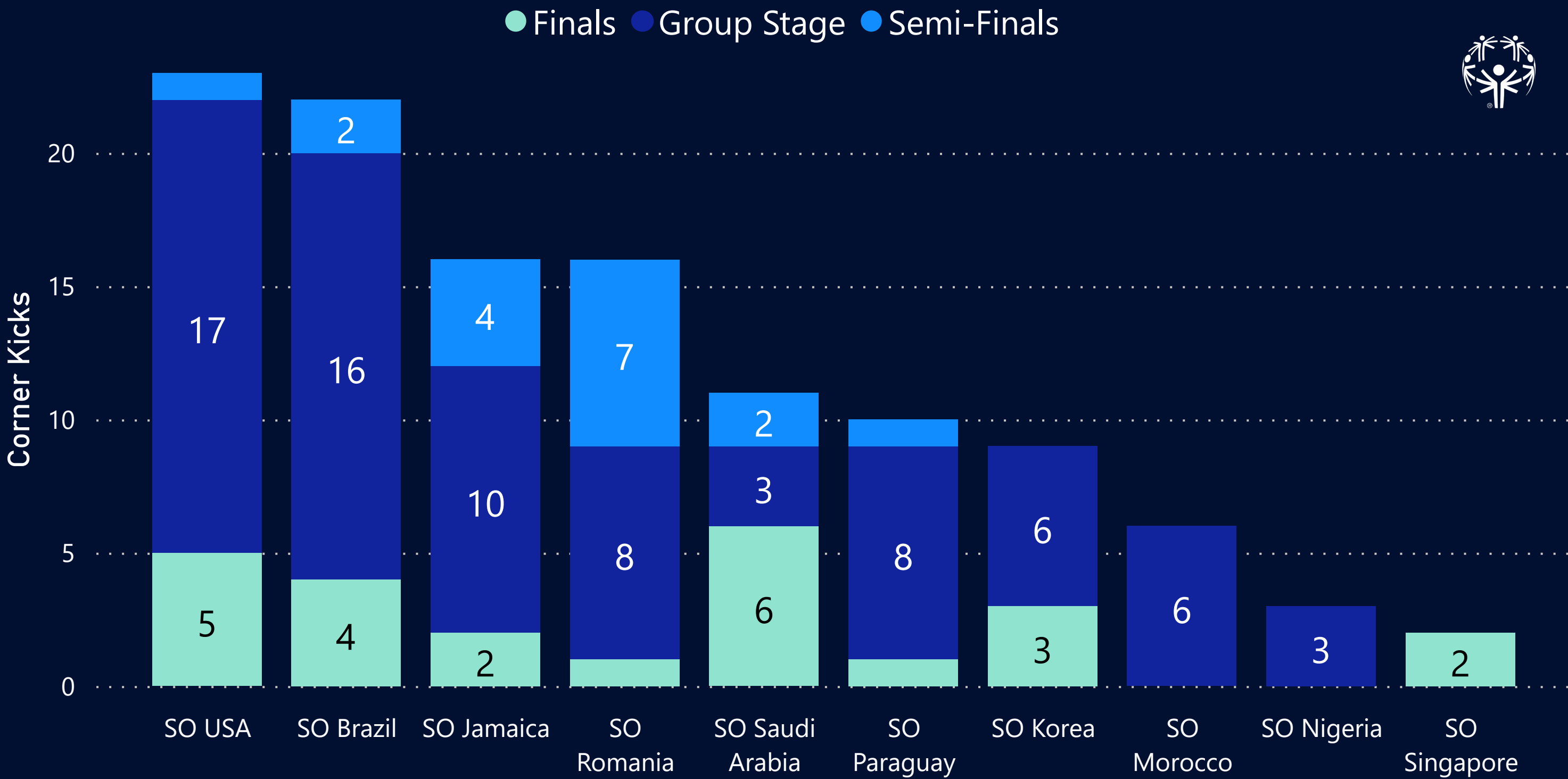
The average number of saves by Delegation was **30**.

Top Men's Goalkeepers

Delegation	#	First Name	Last Name	Saves
SO Korea	16	Wooseok	Ju	40
SO Morocco	1	Aymane	Khechab	30
SO USA	1	Auston	Koch	26
SO Jamaica	12	Omarion	Brown	24
SO Korea	1	Jiwon	Je	23
SO Brazil	1	Hiago	Silva	22
SO Saudi Arabia	1	Ahmed	Alfulayyih	15
SO USA	14	Landon	Kirksey	14
SO Brazil	16	Renan	Gomes	12
SO Paraguay	16	Santiago	Gonzalez	12
SO Romania	16	Lucian	Calcai	12

Clean Sheets







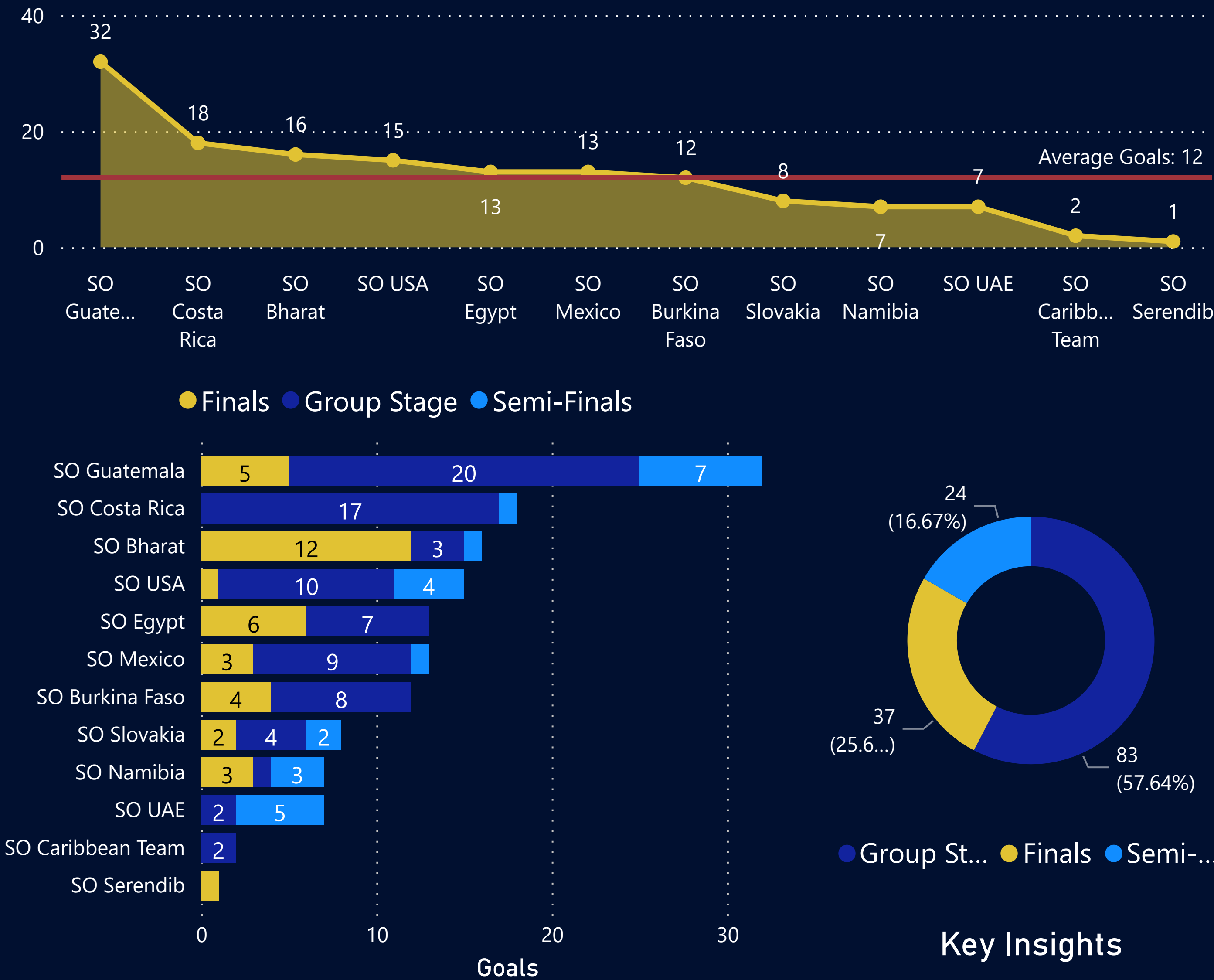
WOMEN'S STATISTICS

CORNER BALL PARK & KEYWORD STADIUM

JULY 31 - AUGUST 06 2022



Top Scorers



Top Women's Scorers

Delegation	#	First Name	Last Name	Goals
SO Guatemala	50	Adriana	Ramírez Monzón	13
SO Bharat	45	Papiya	Murmu	7
SO USA	20	Dominique	DeHerrera	7
SO Bharat	40	Champa Kumari	Singh	5
SO Burkina Faso	45	Paligwende Linda	Kietega	5
SO Costa Rica	30	Jerdine	Gouldbourne	5
SO Mexico	15	Karla	Ramirez	5
SO Burkina Faso	50	Brigitte	Zoungrana	4
SO Egypt	25	Fatma	Hanafy	4
SO Egypt	45	Hala	Abdelsamad	4
SO Guatemala	25	Allison	Chávez Monroy	4
SO Guatemala	40	Daniela	Madrid Chinchilla	4
SO Mexico	10	Itzel	Espinoza	4
SO Slovakia	95	Zora	Obertova	4

Key Insights

The overall total goals made during the Women's tournament was 144. 83 goals were made during the Group Stage, 24 goals during the Semi-Finals and 37 goals during the Finals matches.

At 32, SO Guatemala had the highest Goals and was 3100 % higher than SO Serendib, which had the lowest Goals at 1.

The average number of goals per match was **4.80**. The average of goals made during the Group, Semi-Final, and Finals stage was **4.61, 4.00 and 6.17**, respectively.

SO Guatemala accounted for 22.22% of Goals.

Shots & Assists

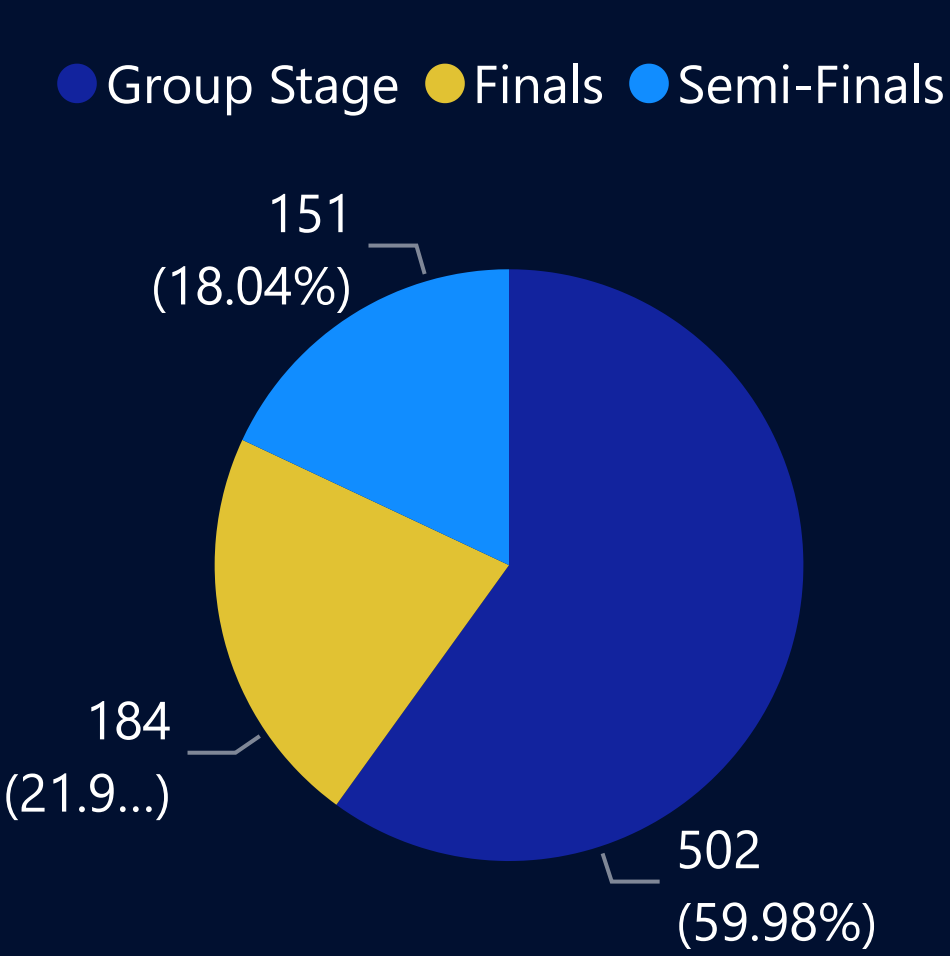


Key Insights

SO Slovakia's Patricia Mudrakova was the top shooter during the 2022 Unified Cup. She had **37 shots** throughout the entire tournament.

Shot Accuracy is calculated by total number of goals divided by total number of shots by Delegation. Across all 10 Delegations, Shot Accuracy ranged from **12.0% - 33.8%**.

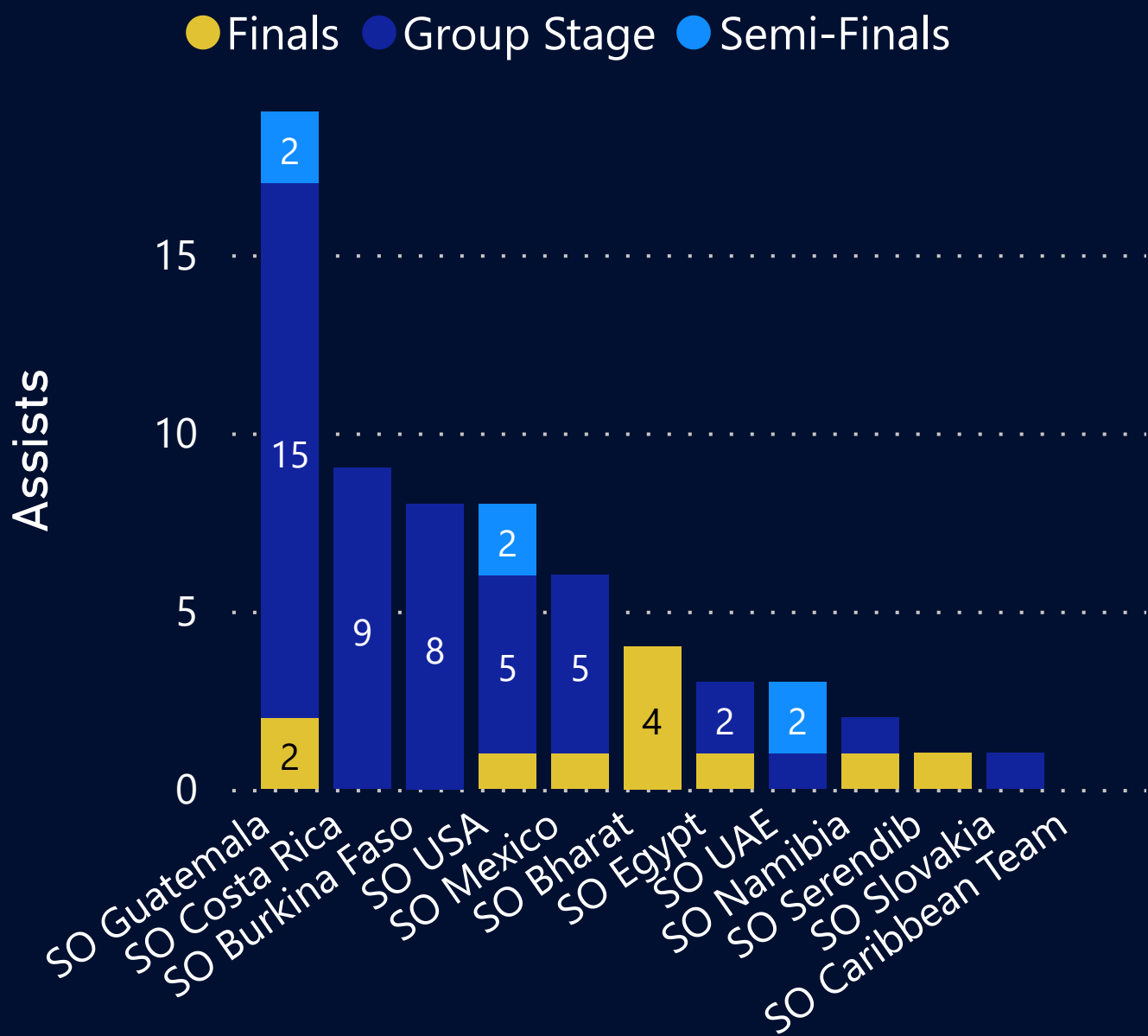
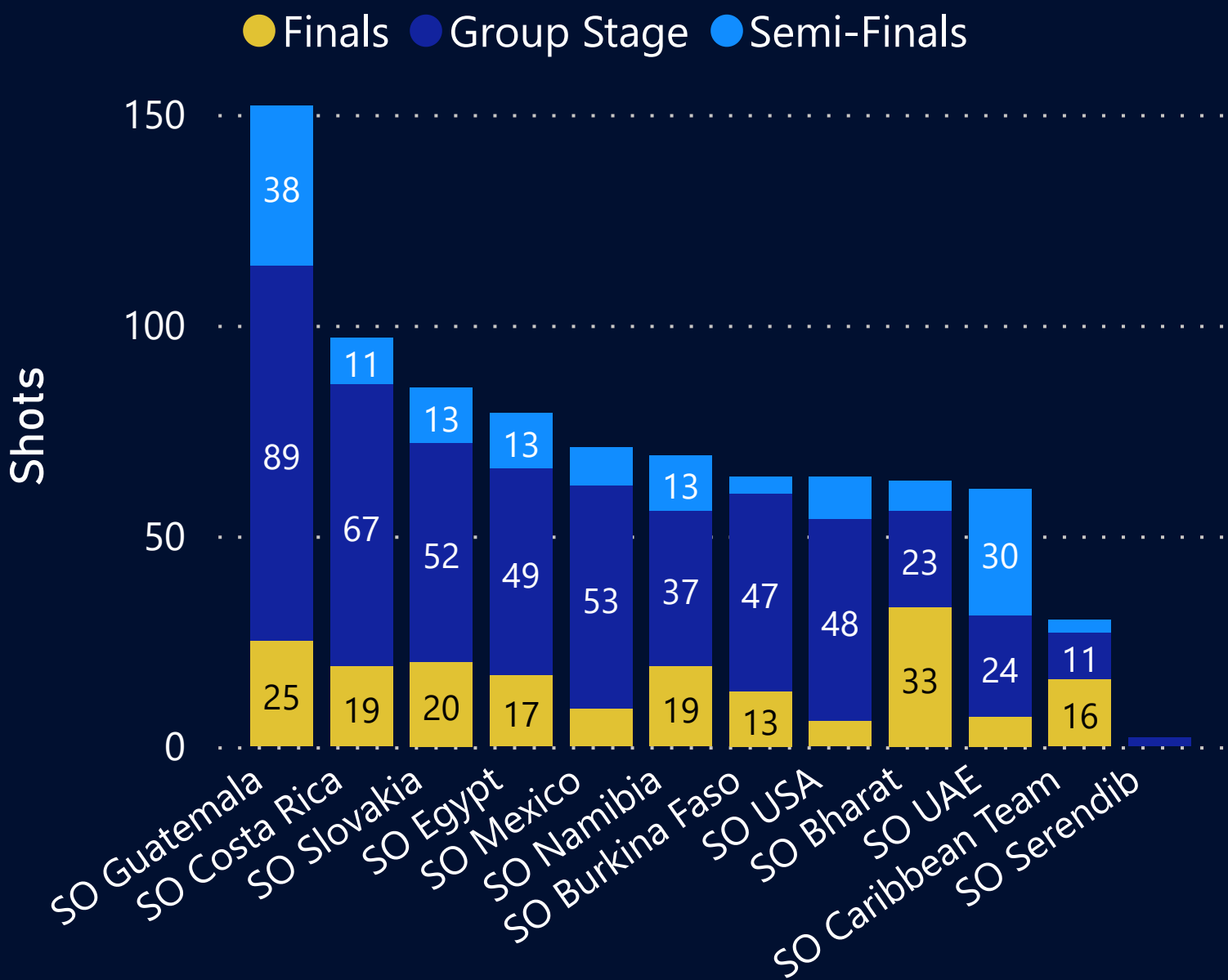
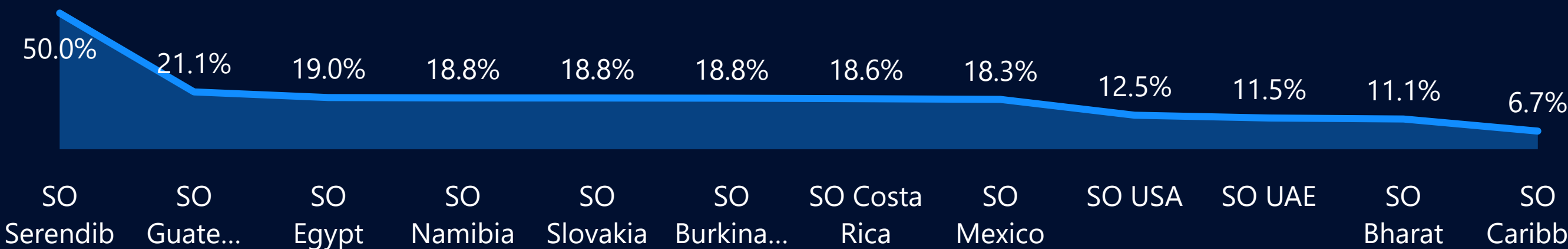
Out of the **837 shots made**, only **17% lead to goals (144)**. 59% of Shots were accounted for in the Group Stage.



Top Women's Shooters

Delegation	#	First Name	Last Name	Shots
SO Slovakia	18	Patricia	Mudrakova	37
SO Guatemala	5	Allison	Chávez Monroy	28
SO Burkina Faso	9	Paligwende Linda	Kietega	27
SO Guatemala	10	Adriana	Ramírez Monzón	27
SO Mexico	2	Itzel	Espinoza	27
SO Costa Rica	4	Jilary	García	25
SO Slovakia	19	Zora	Obertova	23
SO USA	4	Dominique	DeHerrera	23
SO Guatemala	9	Daroulin	Avila López	22
SO Egypt	9	Hala	Abdelsamad	21

Shot Accuracy



Scorekeeping

Key Insights

During the Women's Tournament, there was **411 saves** made, with an average of **13.70 saves per match**. During the Group Stage **264 saves** were made compared to the Semi-Finals and Finals Stage with **58 and 89 saves** respectively. Overall, the average amount of saves remained consistent with an **average of 9.67 - 14.83**.

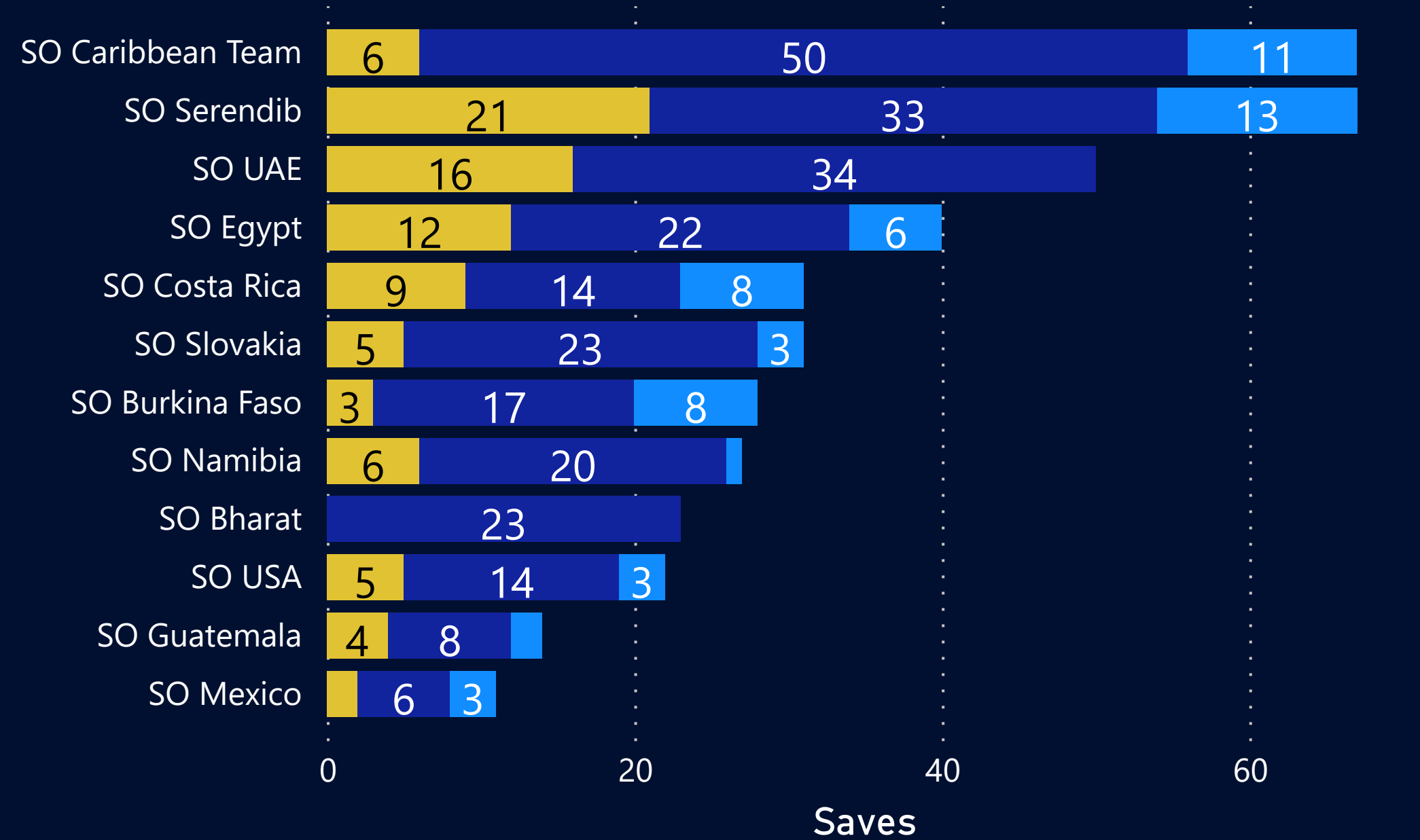
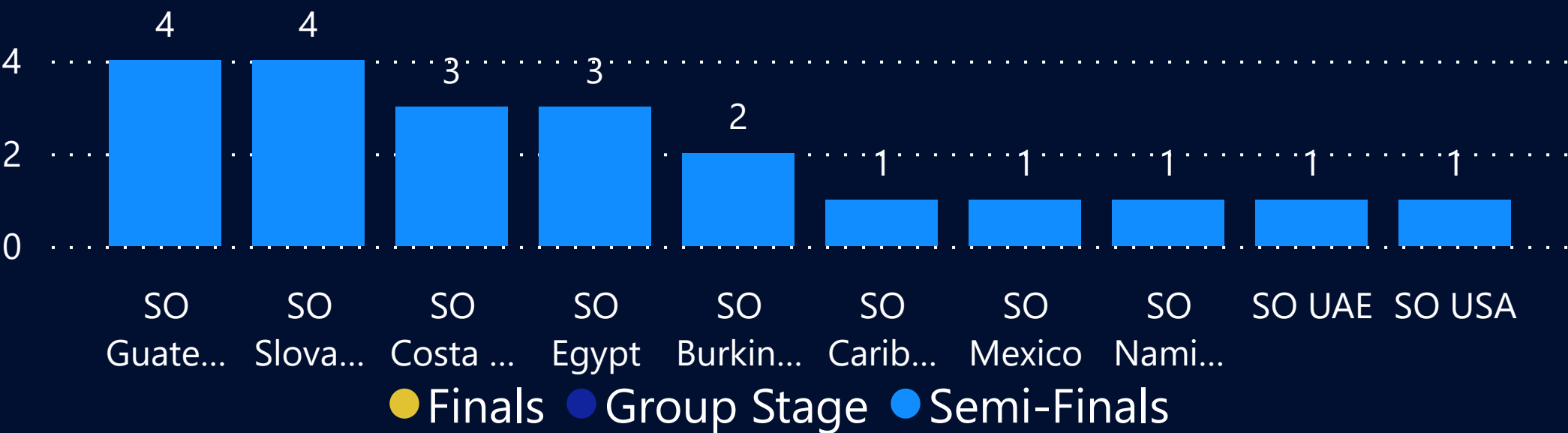
SO Serendib during the Unified Cup made up **16.30% of saves**.

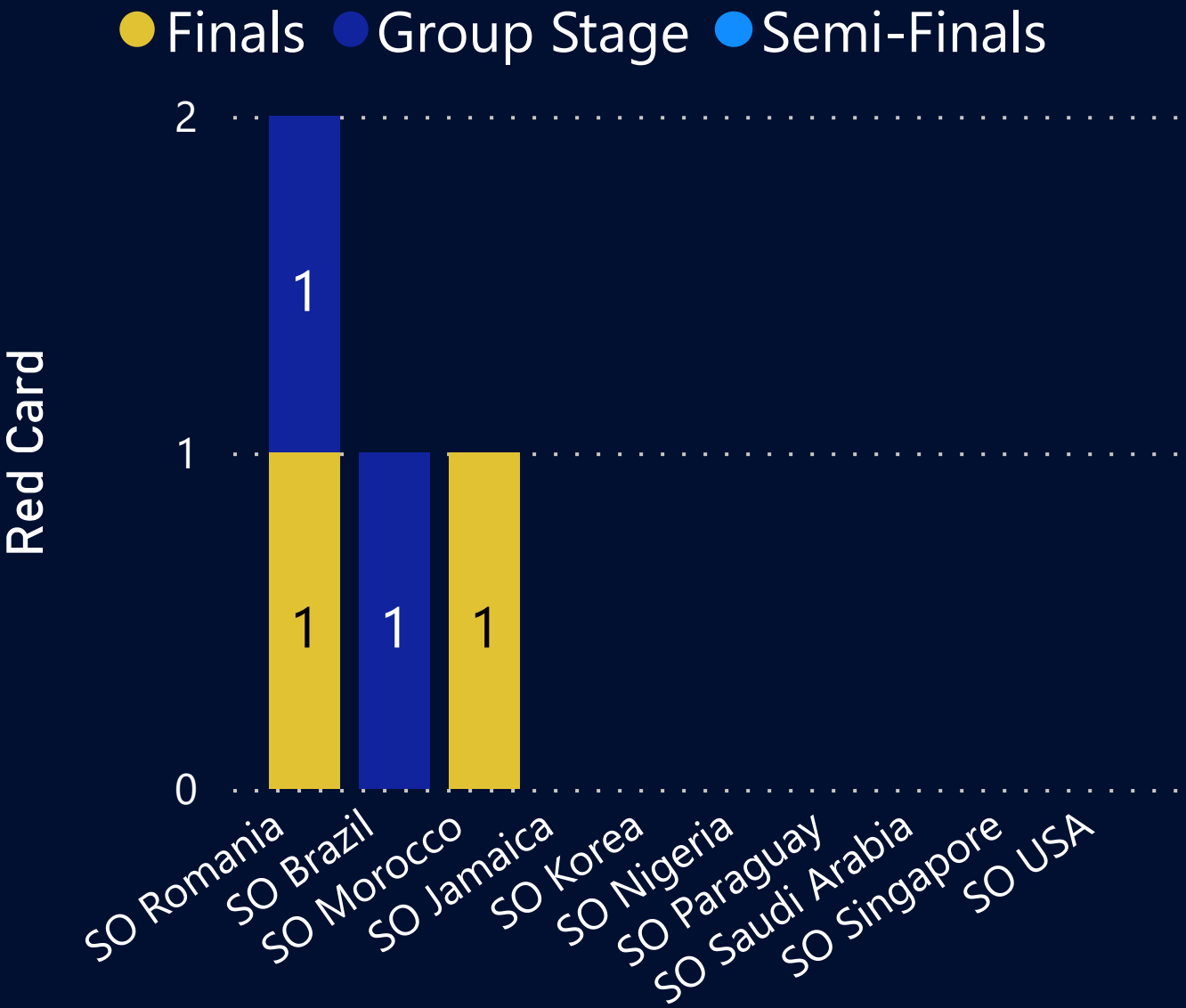
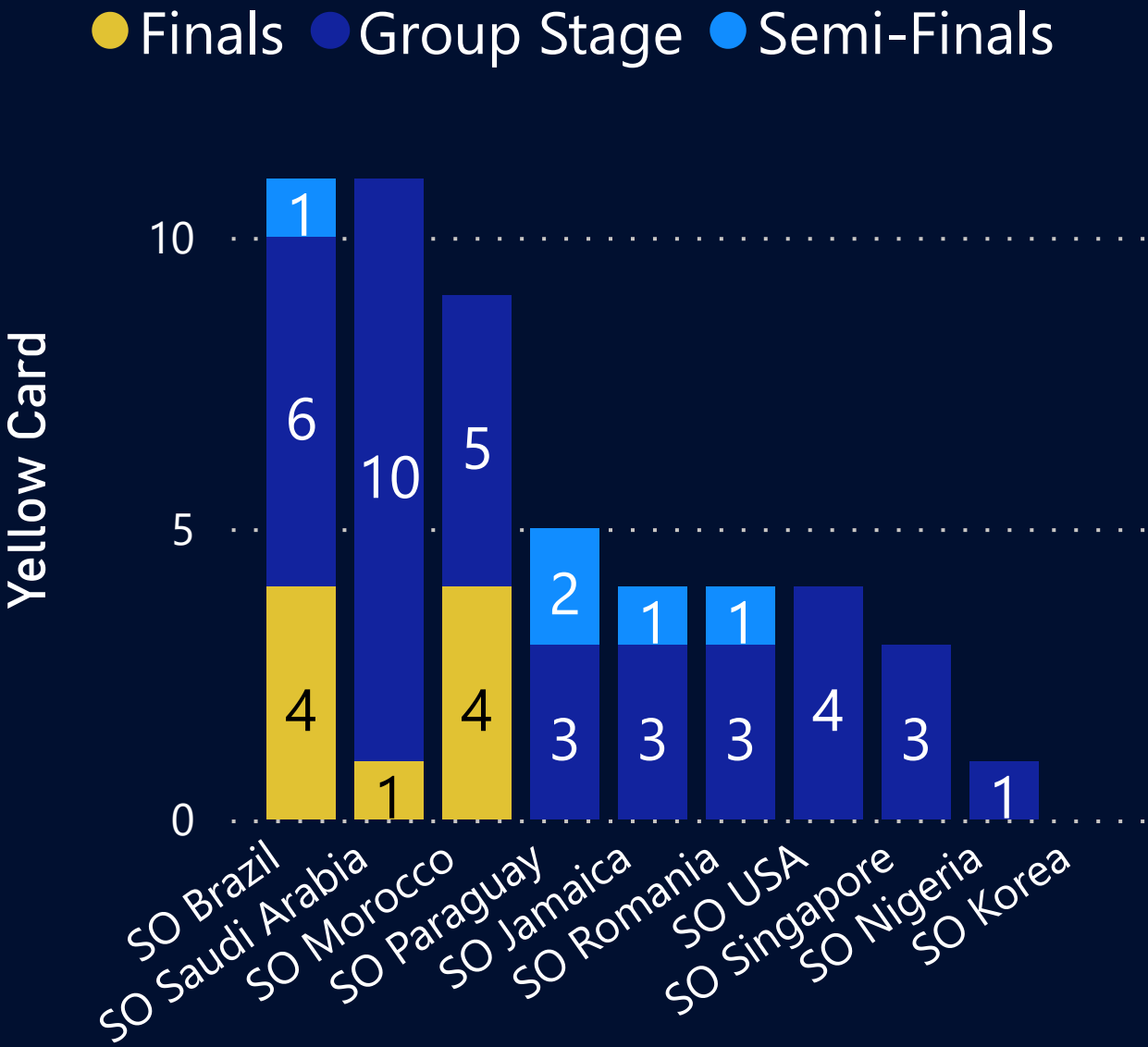
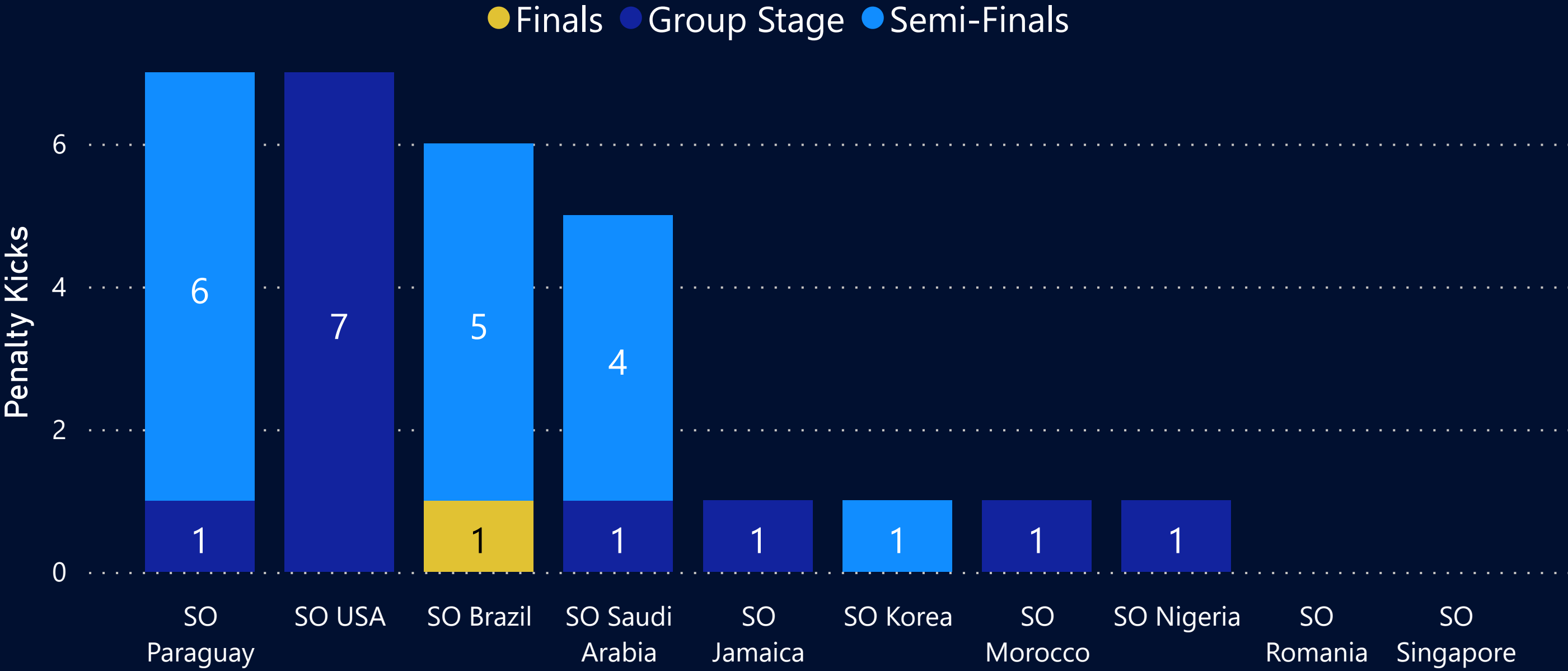
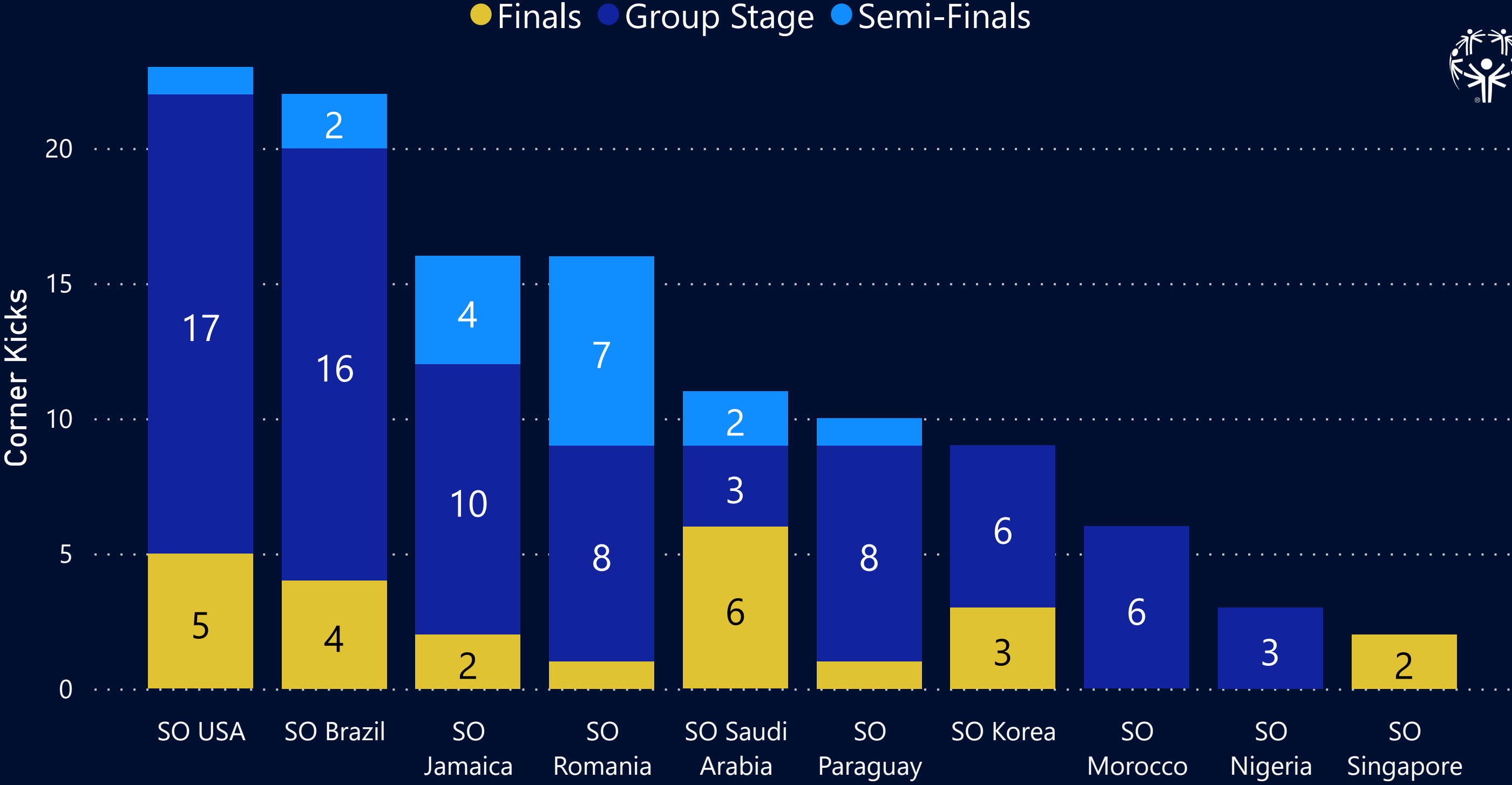
The average number of saves by Delegation was **34.25**

Top Women's Goalkeepers

Delegation	#	First Name	Last Name	Saves
SO Caribbean Team	1	Nicole	Wright	65
SO Egypt	1	Farah	Hassan	40
SO UAE	11	Maha	Alblooshi	39
SO Serendib	1	Poorani	Abewicrama Liyanarachchi ge	38
SO Costa Rica	1	Sofia	Hidago	31
SO Bharat	1	Ittesama	Khatun	23
SO Namibia	1	Fololian	Hikuafelua	23
SO Burkina Faso	1	Amie Malika	Ouedraogo	22
SO USA	1	Radoslava	Papadopoulos	22

Clean Sheets







REPORTS BY DELEGATION

All visualizations are filtered and categorized by the Delegation's Match Number
Visualizations with legends A and P, stands for Athlete (A) and Partners (P)



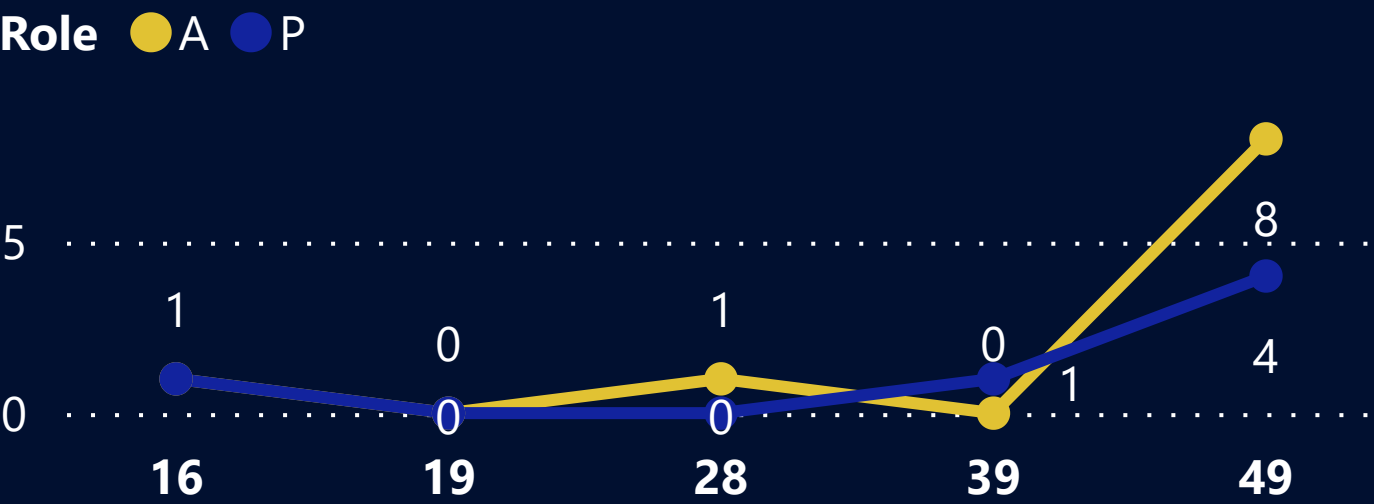
SO BHARAT
WOMEN'S DELEGATION

WINS - 2 LOSS - 3 TIES - 0

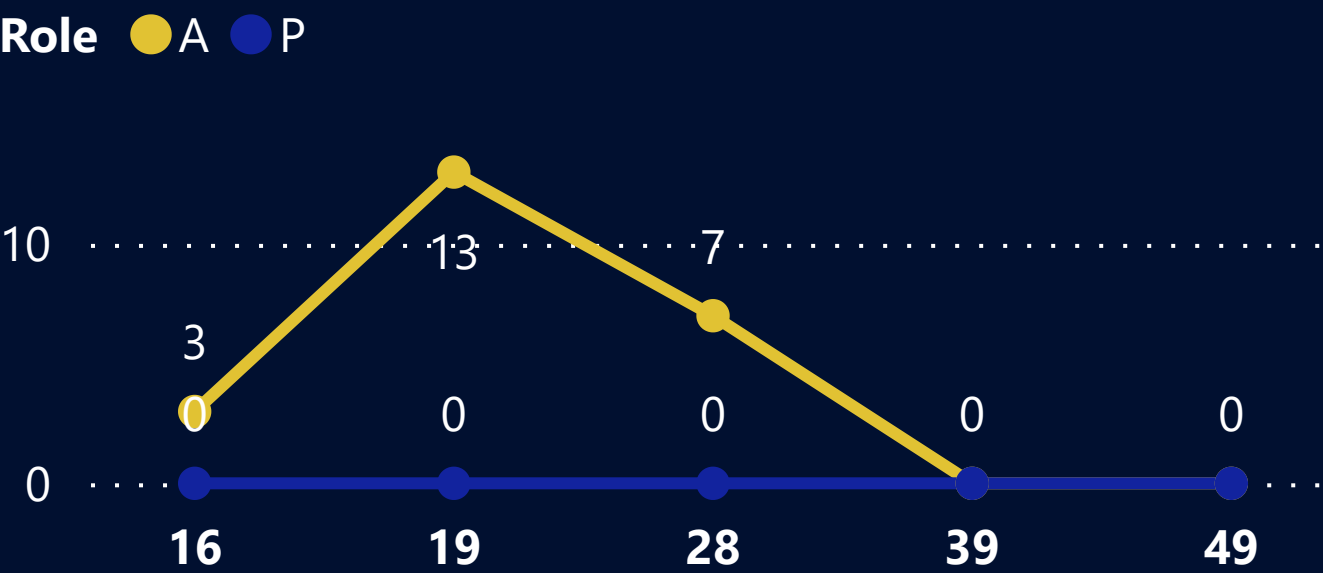


MATCH NUMBERS - 16, 19, 28, 39, 49 3RD PLACE, DIVISON 3

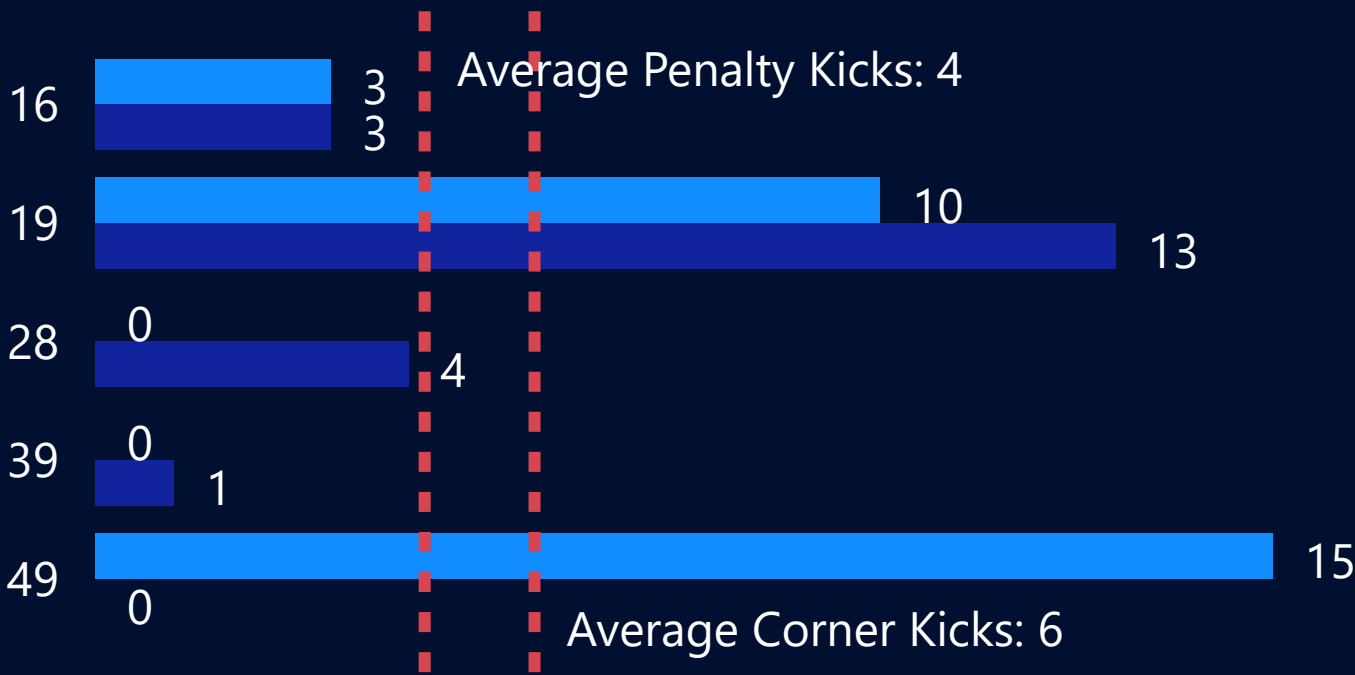
Goals by Role



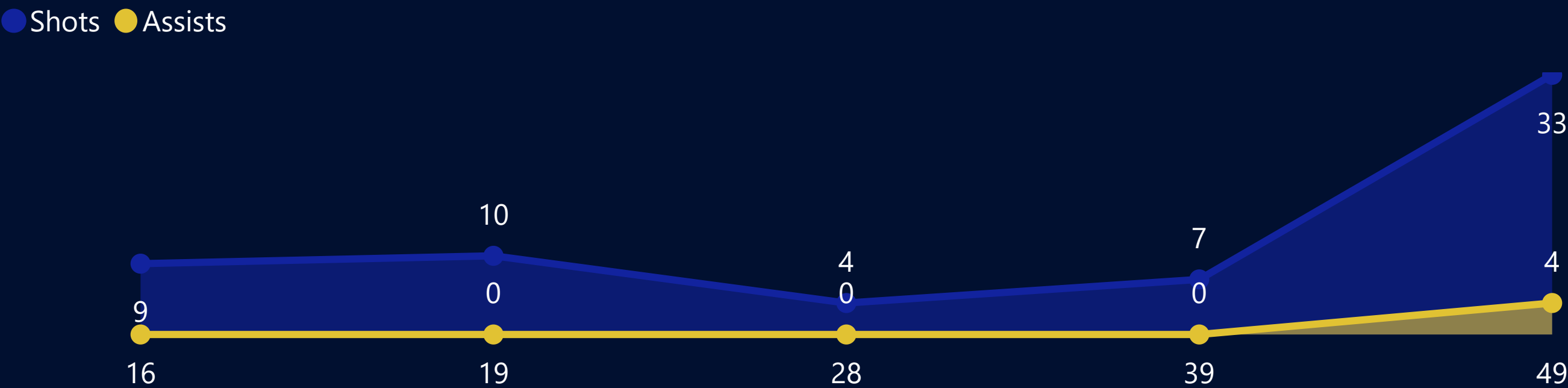
Saves by Role



● Corner Kicks ● Penalty Kicks



Shots and Assists by Match Number



Team Members

#	First Name	Last Name
15	Amisha	Prakash
35	Angelina Sunil	Mascarenhas
40	Champa Kumari	Singh
50	Dhanashri Sadanand	Kadam
5	Ittesama	Khatun
55	Jahira	Khatun
30	Likhitha Harish	Puthran
25	Merin	Kooranthazhath Ealias
20	Mishka	Fernandes
10	Nikita	Pereira
45	Papiya	Murmu

Cards Received



* All visualizations are filtered and categorized by the Delegation's Match Number
** Visualizations with legends A and P, stands for Athlete (A) and Partners (P)



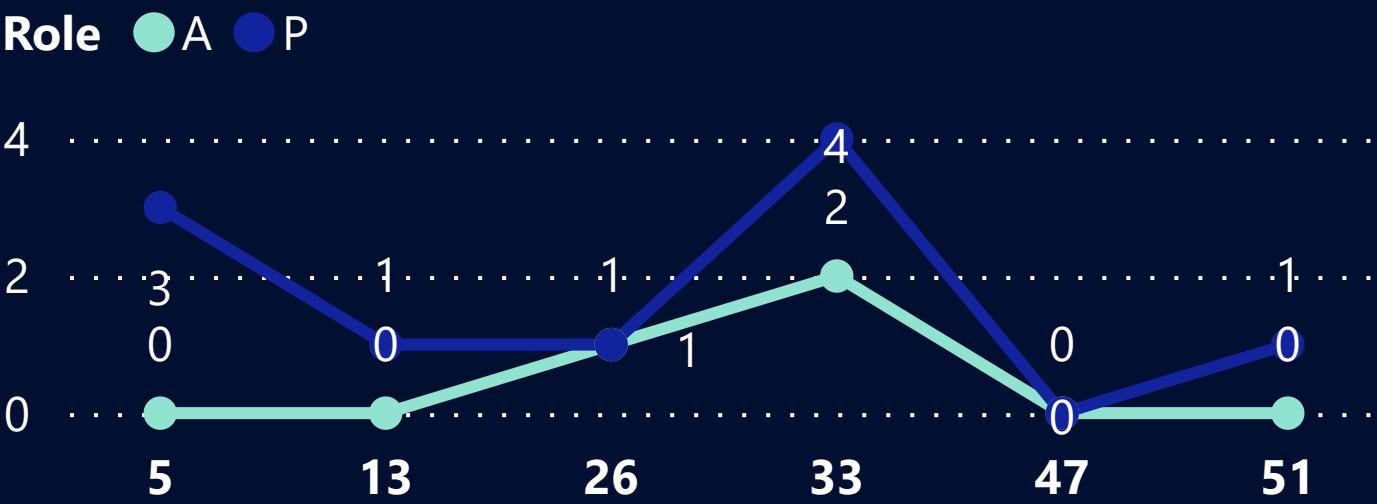
SO BRAZIL
MEN'S DELEGATION

WINS - 3 LOSS - 2 TIES - 1

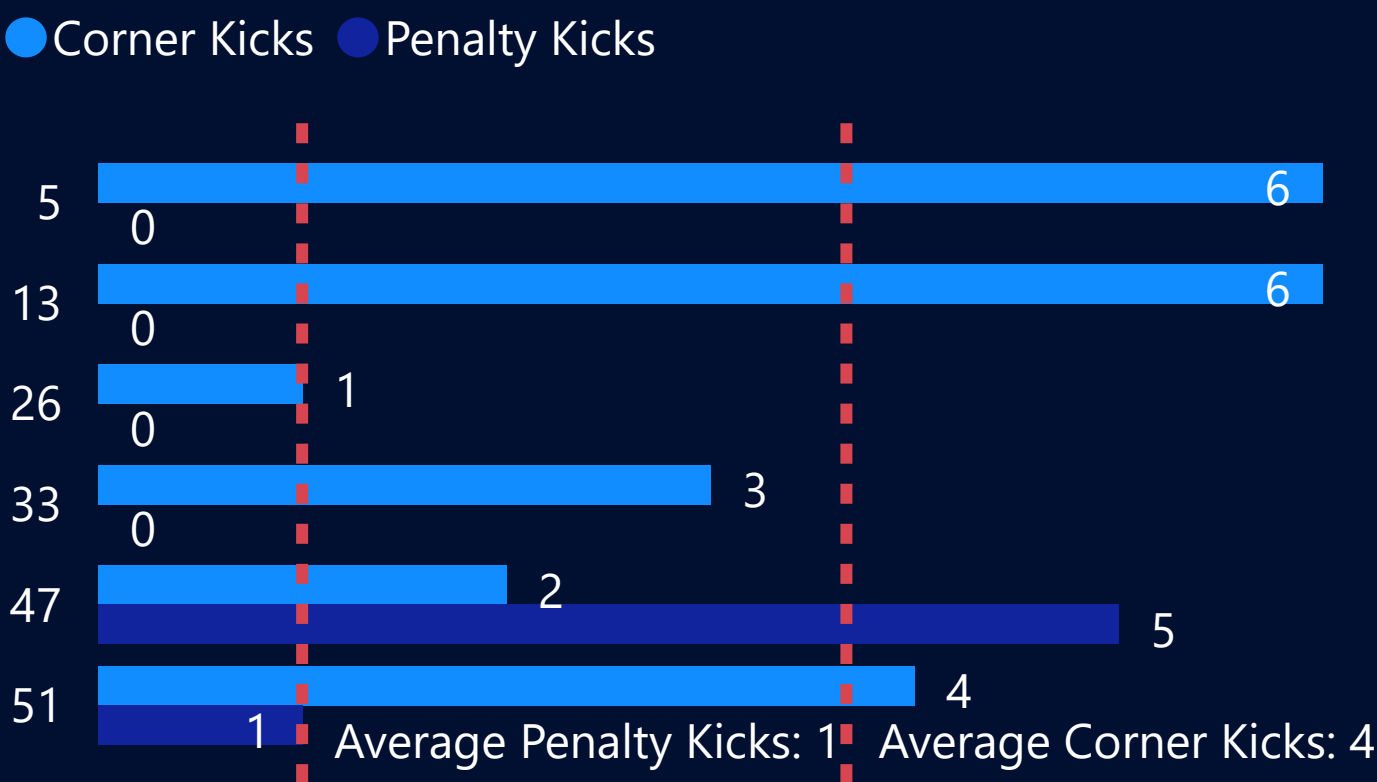
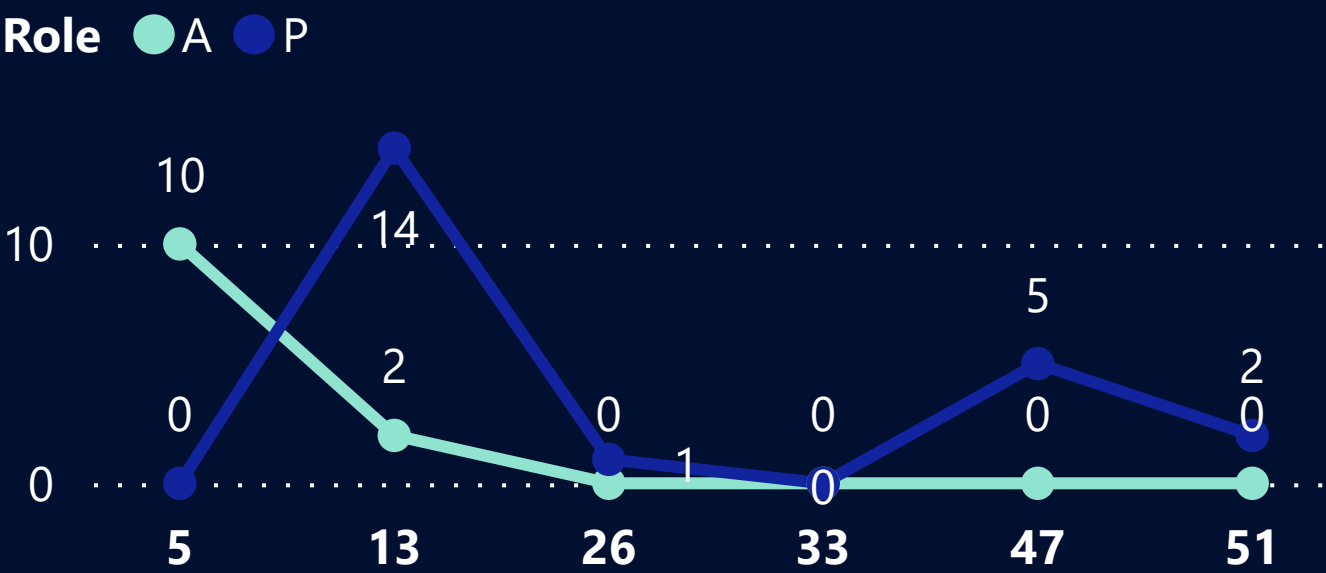


MATCH NUMBERS - 5, 13, 26, 33, 47, 51 3RD PLACE, DIVISON 1

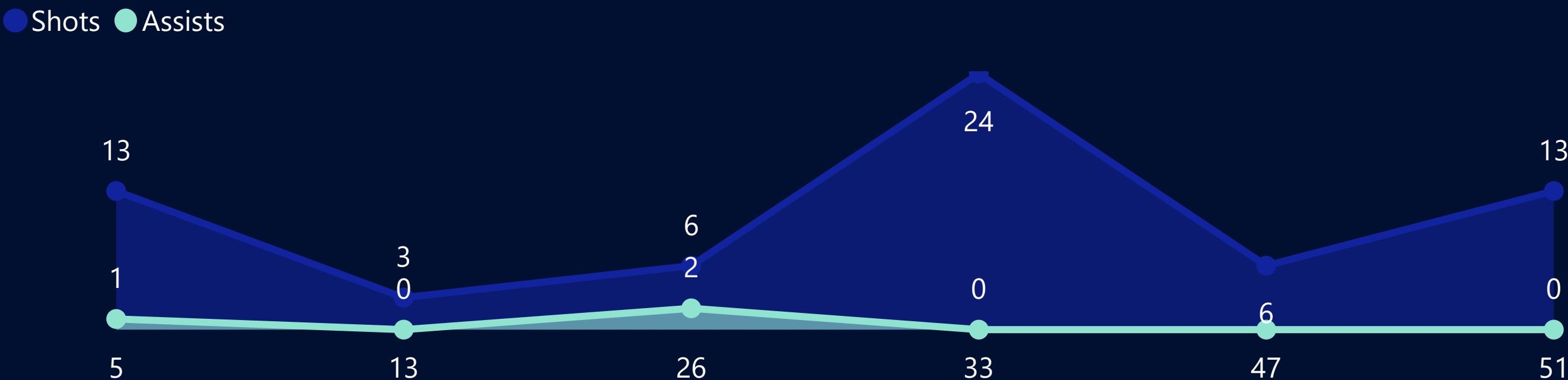
Goals by Role



Saves by Role



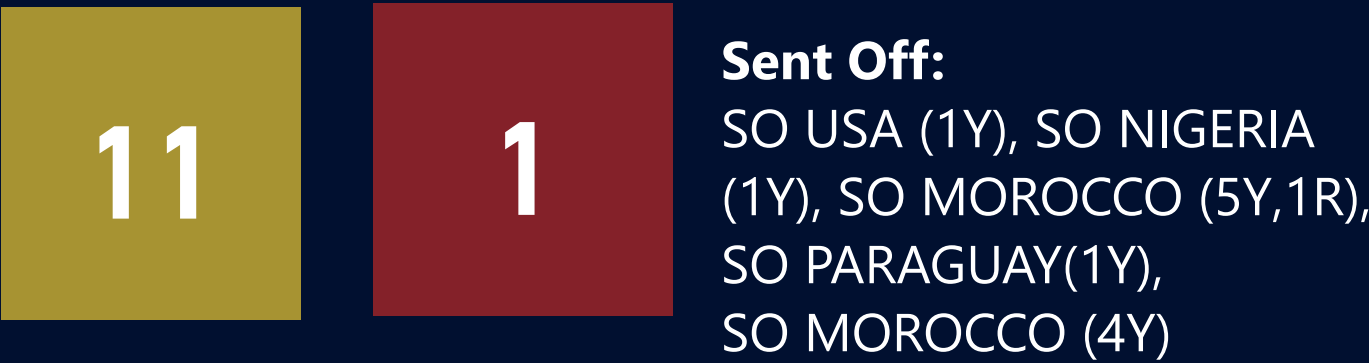
Shots and Assists by Match Number



Team Members

#	First Name	Last Name
24	Daniel	Rangel de Souza
36	Daniel	Santos
60	Douglas	de Souza Santos
48	Elano	Moço da Cruz
54	Fernando	Barcelos
6	Hiago	Silva
90	Igor	Martins
18	Joao Vitor	Serafim
30	Marcio	Crispim
12	Matheus	da Silva Cezilio
42	Matheus	da Silva Souza
84	Matheus	Ribeiro de Souza Soares
78	Pedro Henrique	Gonçalves
96	Renan	Gomes
72	Thadeu	Passos
66	Yago	Lucio

Cards Received



* All visualizations are filtered and categorized by the Delegation's Match Number
** Visualizations with legends A and P, stands for Athlete (A) and Partners (P)



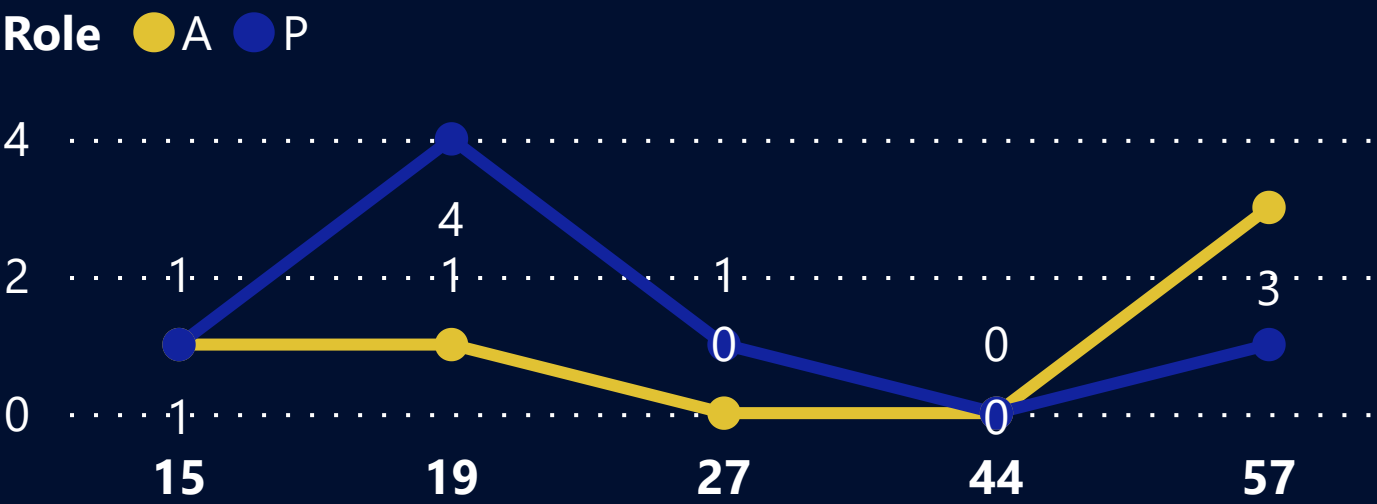
SO BURKINA FASO
WOMEN'S DELEGATION

WINS - 3 LOSS - 2 TIES - 1

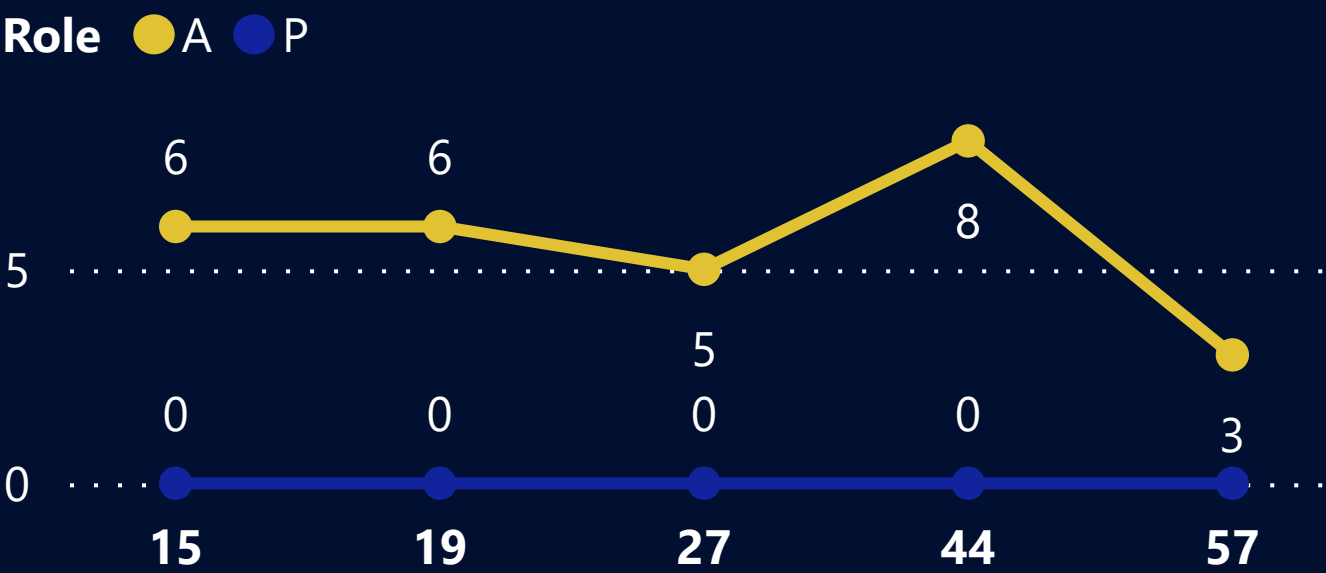


MATCH NUMBERS - 15, 19, 27, 44, 57 3RD PLACE, DIVISON 1

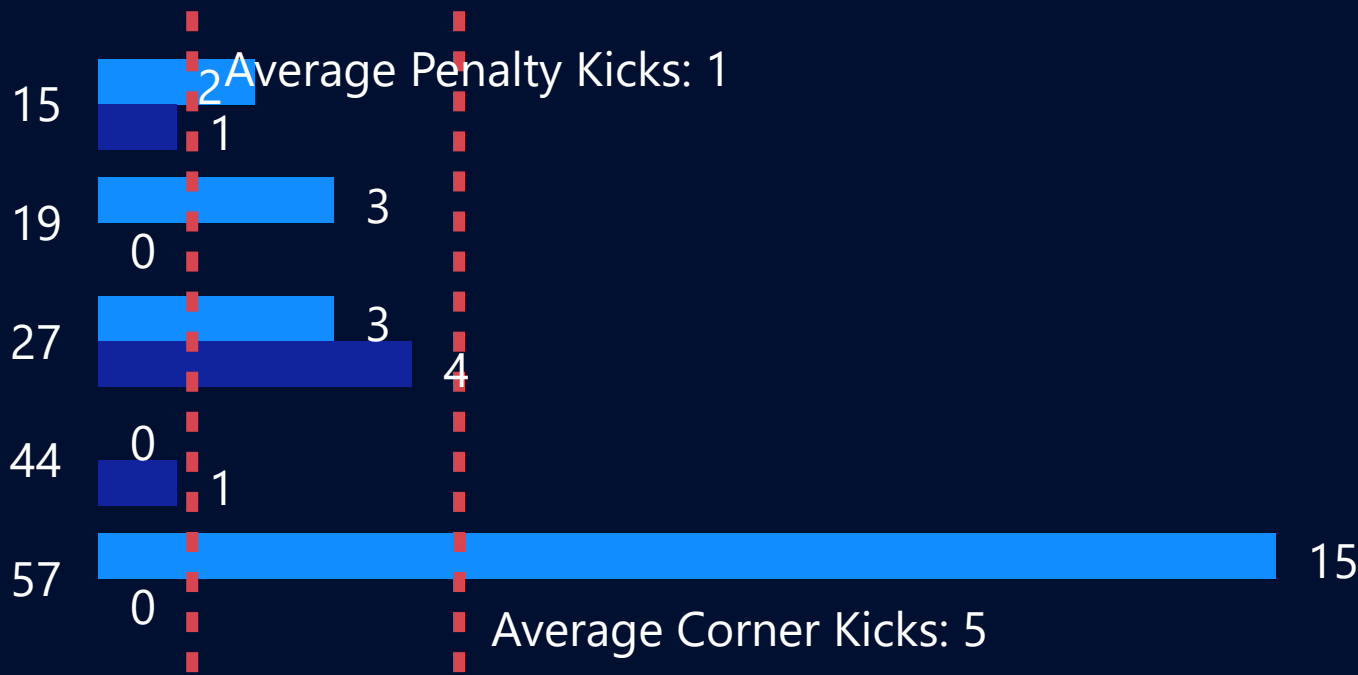
Goals by Role



Saves by Role




● Corner Kicks ● Penalty Kicks



Shots and Assists by Match Number

● Shots ● Assists



Team Members

#	First Name	Last Name
15	Alimata	Ouedraogo
5	Amie Malika	Ouedraogo
50	Brigitte	Zoungrana
25	Dorcas	Tarbagdo
9	Francoise	Coulibaly
20	Mariam	Sawadogo
45	Paligwende Linda	Kietega
35	Samiratou	Yerbanga
30	Sié Tatiana Prisca	Drabo
40	Yeri Emmanuella Dorian	Noufe
10	Yeri Ingrid	Kambou

Cards Received



* All visualizations are filtered and categorized by the Delegation's Match Number
** Visualizations with legends A and P, stands for Athlete (A) and Partners (P)



SO CARIBBEAN TEAM WOMEN'S DELEGATION

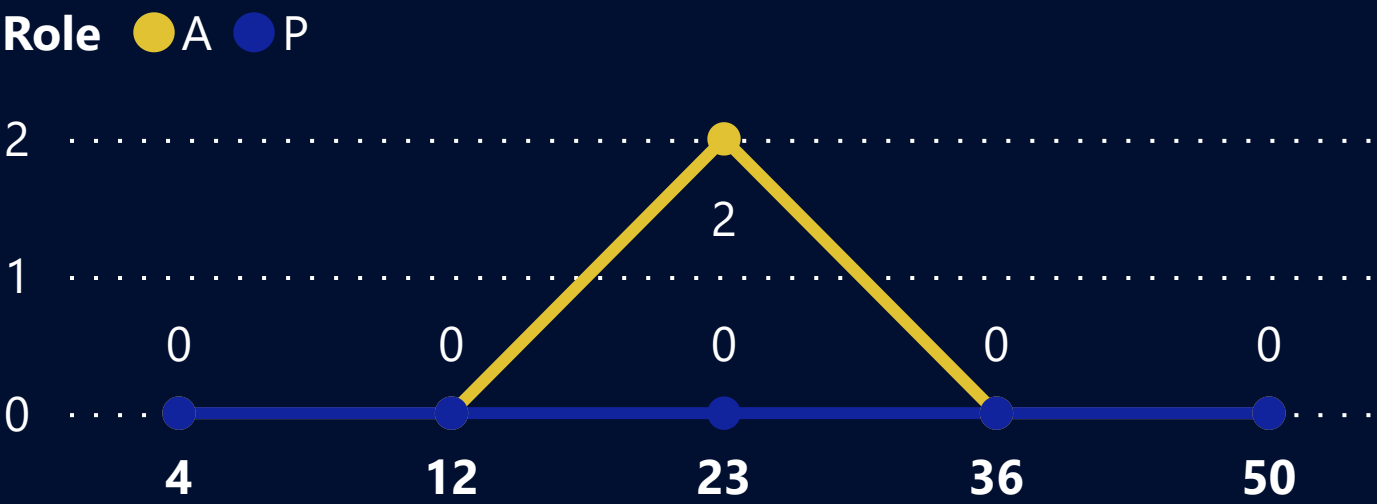
WINS - 2 LOSS - 1 TIES - 2



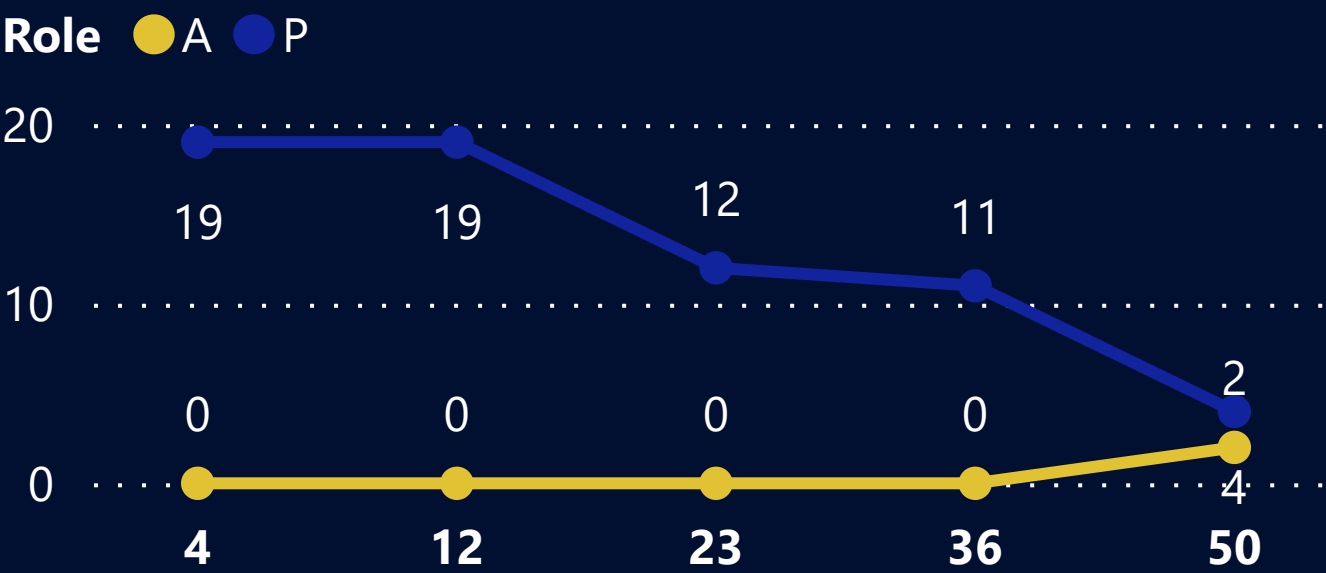
MATCH NUMBERS - 4, 12, 23, 36, 50

4TH PLACE, DIVISON 2

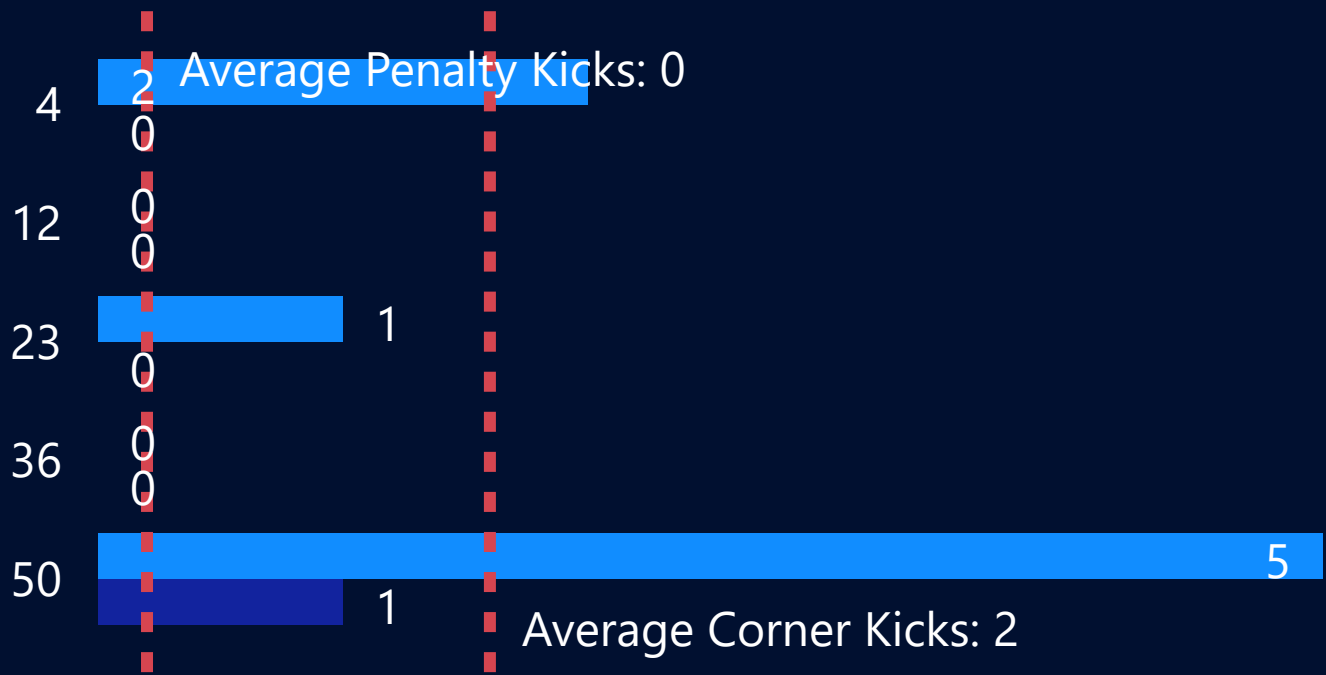
Goals by Role



Saves by Role



● Corner Kicks ● Penalty Kicks



Shots and Assists by Match Number


● Shots ● Assists



Team Members

#	First Name	Last Name
15	Aaliyah	Treleven
20	Ana	Loaiza Palacio
18	Britania	Laylor
50	Britney	Mowatt
15	Caitlin	Romer
40	Cheri-Anne	Werleman
55	Jamila	Mathilda
35	K'lizz	Ellis
5	Nicole	Wright
45	Richadela	Williams
8	Stephanie	Beaudin

Cards Received



Sent Off:
SO SLOVAKIA v.
SO CARIBBEAN (1Y) &
SO GUATEMALA v.
SO CARIBBEAN (1Y)

* All visualizations are filtered and categorized by the Delegation's Match Number
** Visualizations with legends A and P, stands for Athlete (A) and Partners (P)



SO COSTA RICA WOMEN'S DELEGATION

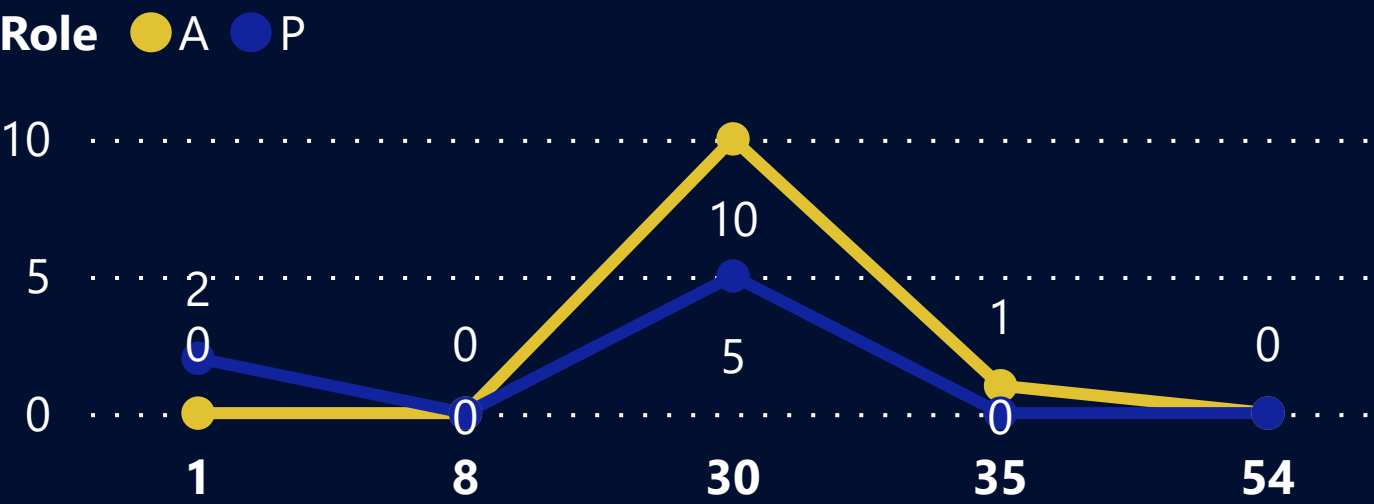


WINS - 2 LOSS - 1 TIES - 2

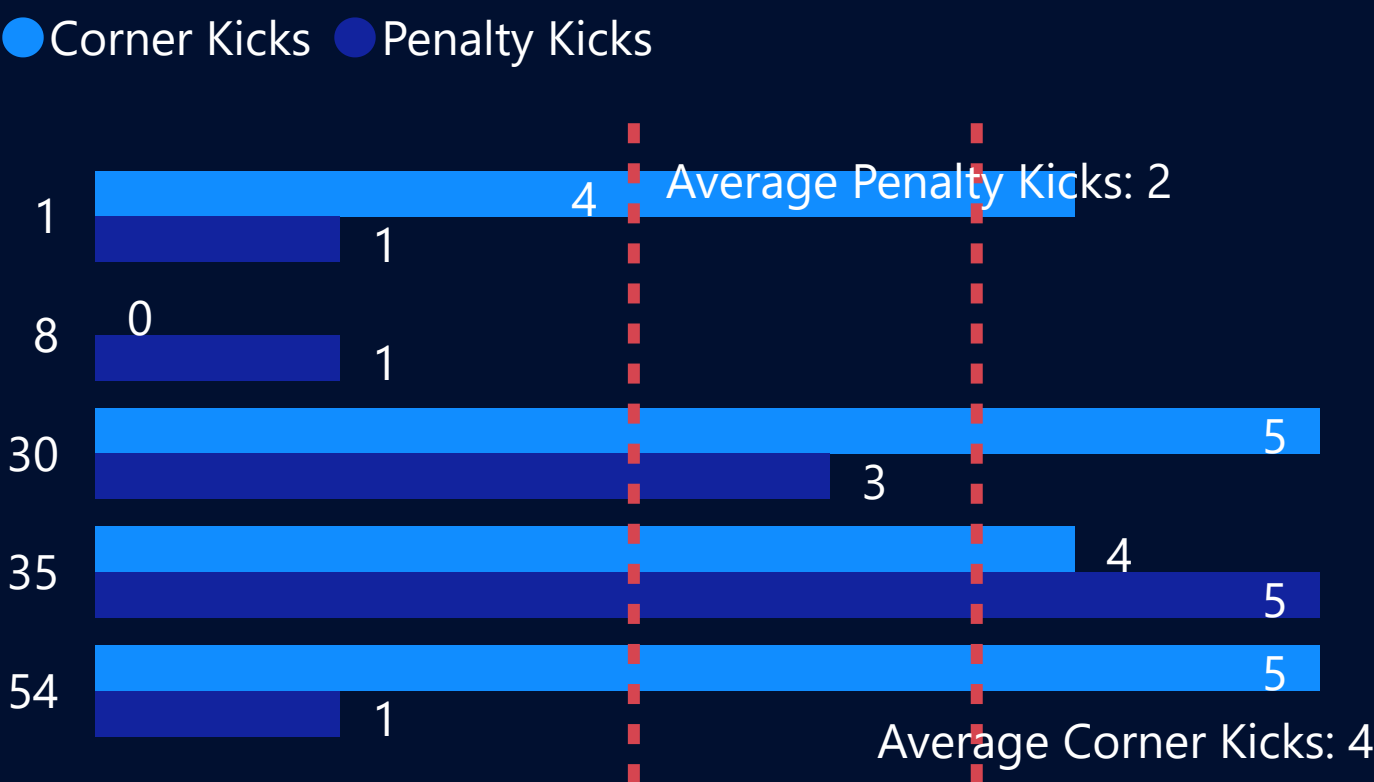
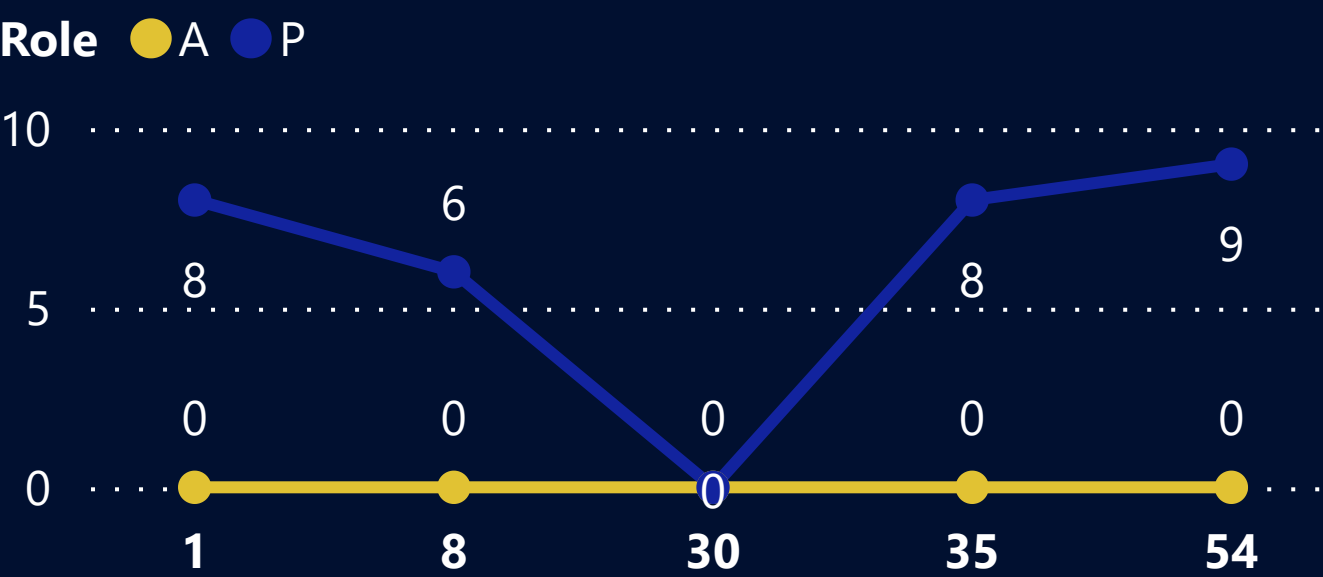
MATCH NUMBERS - 1, 8, 30, 35, 54

2ND PLACE, DIVISON 2


Goals by Role



Saves by Role



Shots and Assists by Match Number



Team Members

#	First Name	Last Name
10	Daniela	Rodriguez
25	Diana	Rodriguez
30	Jerdine	Gouldbourne
20	Jilary	García
45	Katherine	Castro
35	Keren	Rodriguez
50	Meibeline	Mendoza Alvarez
40	Micsell	Ureña
5	Sofia	Hidago
15	Yirlania	Carmona
55	Yuliana	Mora

Cards Received



* All visualizations are filtered and categorized by the Delegation's Match Number
** Visualizations with legends A and P, stands for Athlete (A) and Partners (P)



SO EGYPT WOMEN'S DELEGATION

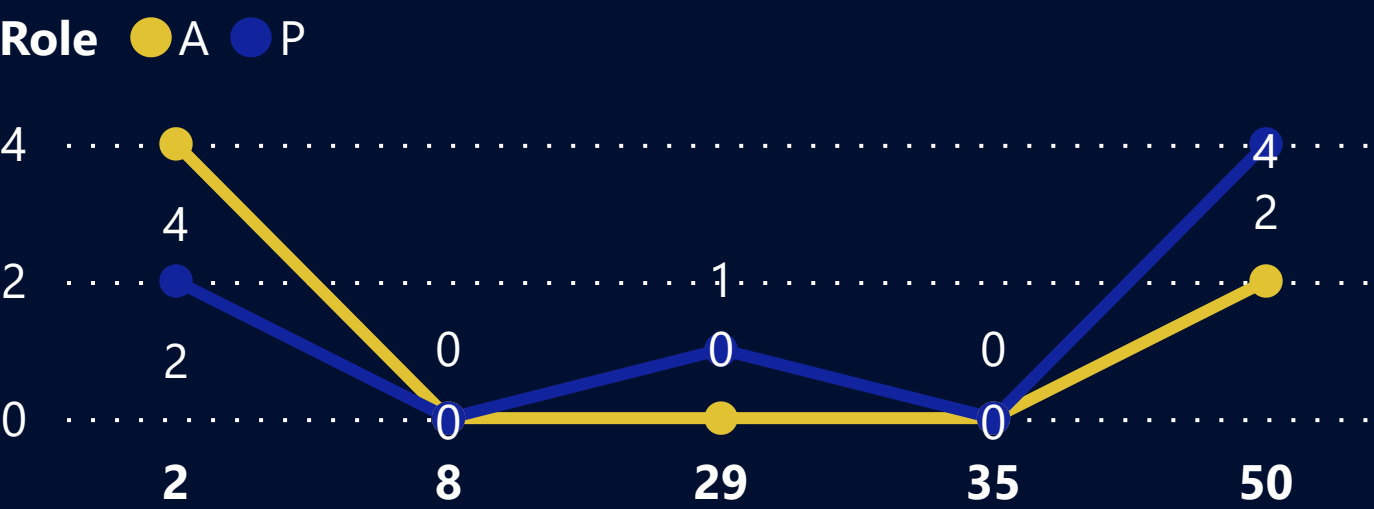


WINS - 2 LOSS - 2 TIES - 1

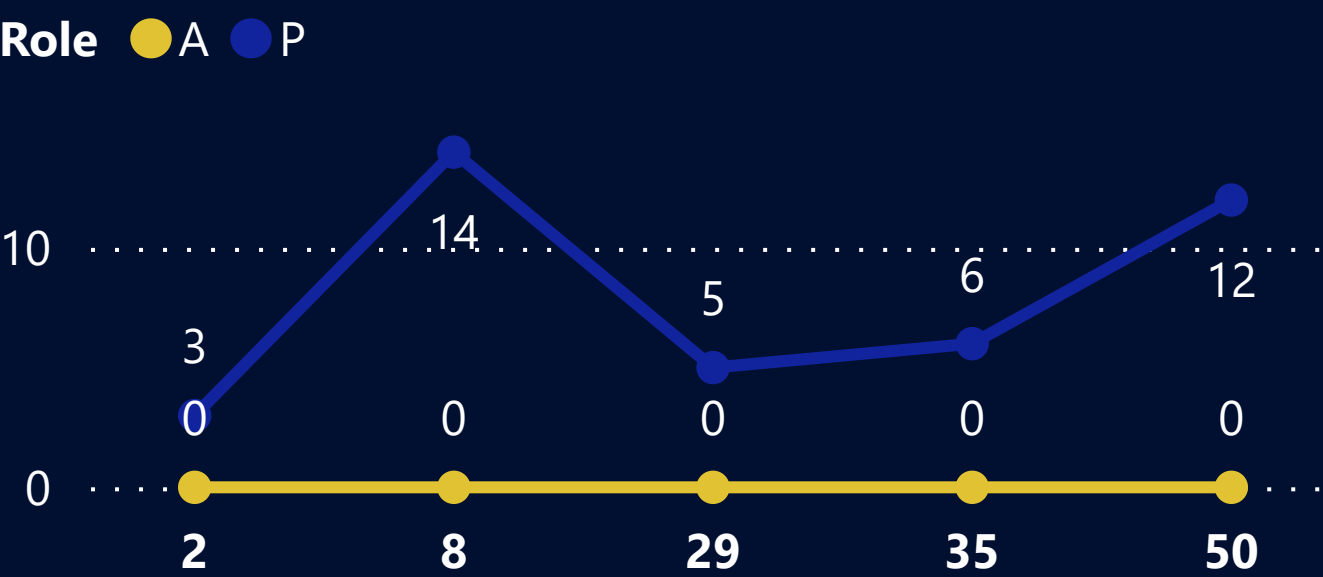
MATCH NUMBERS - 2, 8, 29, 35, 50

3RD PLACE, DIVISON 2

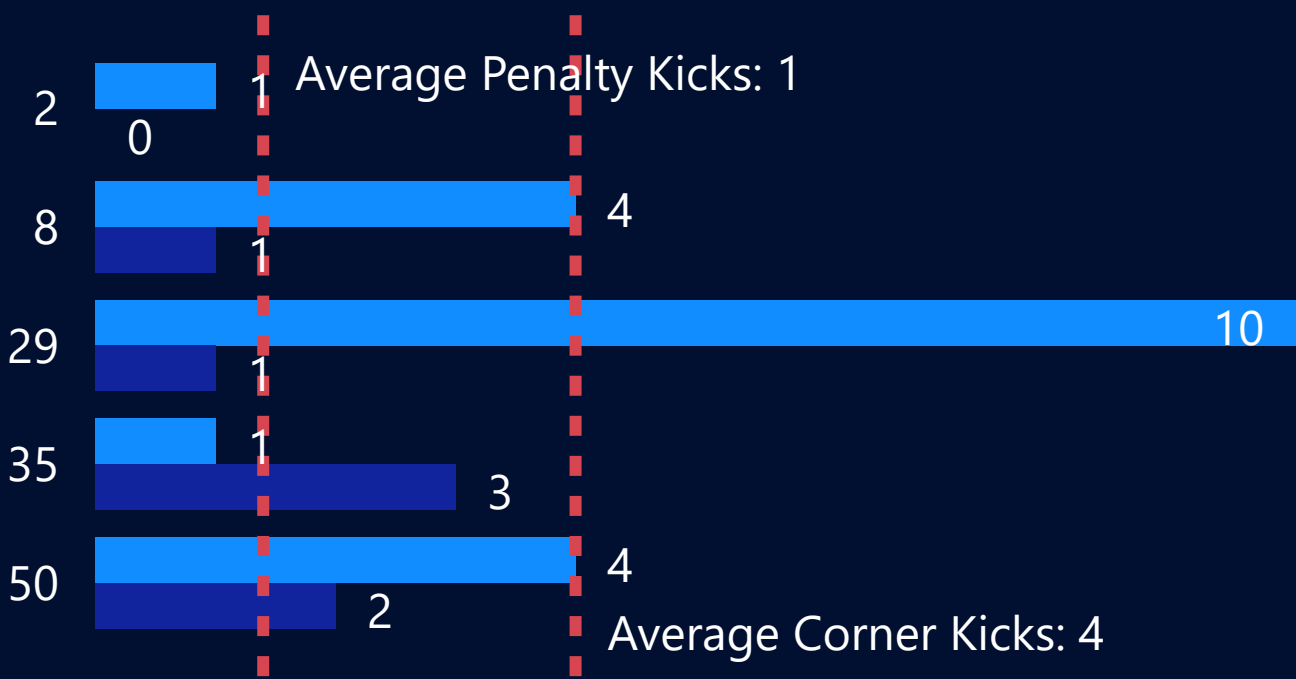
Goals by Role



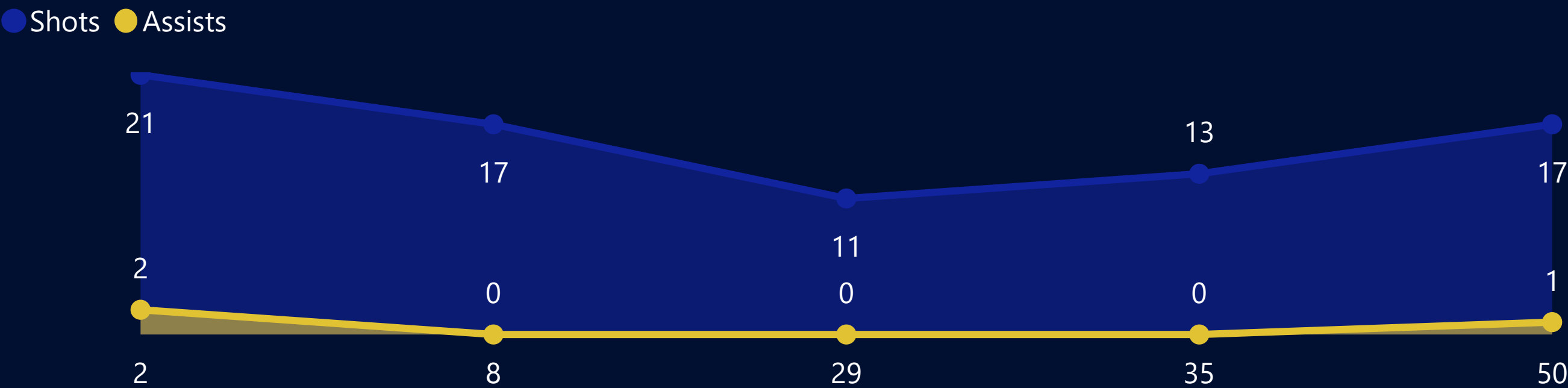
Saves by Role



Corner Kicks ● Penalty Kicks ●



Shots and Assists by Match Number



Team Members

#	First Name	Last Name
30	Doha	Abdalla
5	Farah	Hassan
25	Fatma	Hanafy
45	Hala	Abdelsamad
10	Hoda	Shalaby
35	Mai	Mahmoud
40	Malak	Aly
50	Manar	Salem
20	Nour	Masoud
15	Rawan	Ali
55	Rawan	Kamel

Cards Received



Sent Off:
SO COSTA RICA v.
SO EGYPT (3Y, 1R) &
SO CARIBBEAN v.
SO EGYPT (2Y)

* All visualizations are filtered and categorized by the Delegation's Match Number

** Visualizations with legends A and P, stands for Athlete (A) and Partners (P)



SO GUATEMALA
WOMEN'S DELEGATION

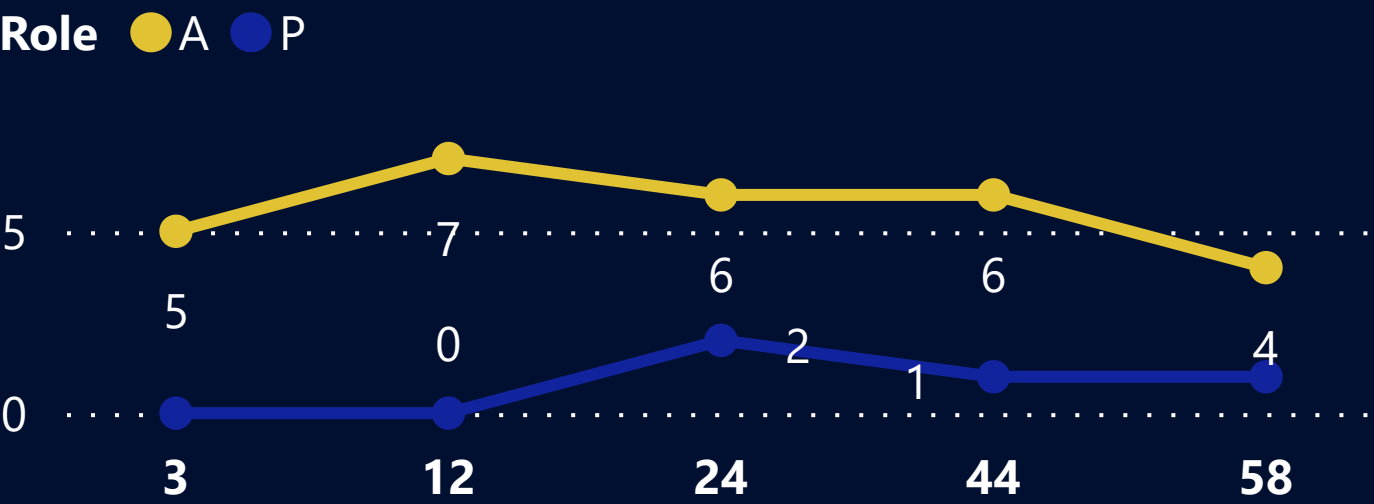
WINS - 5 LOSS - 0 TIES - 0



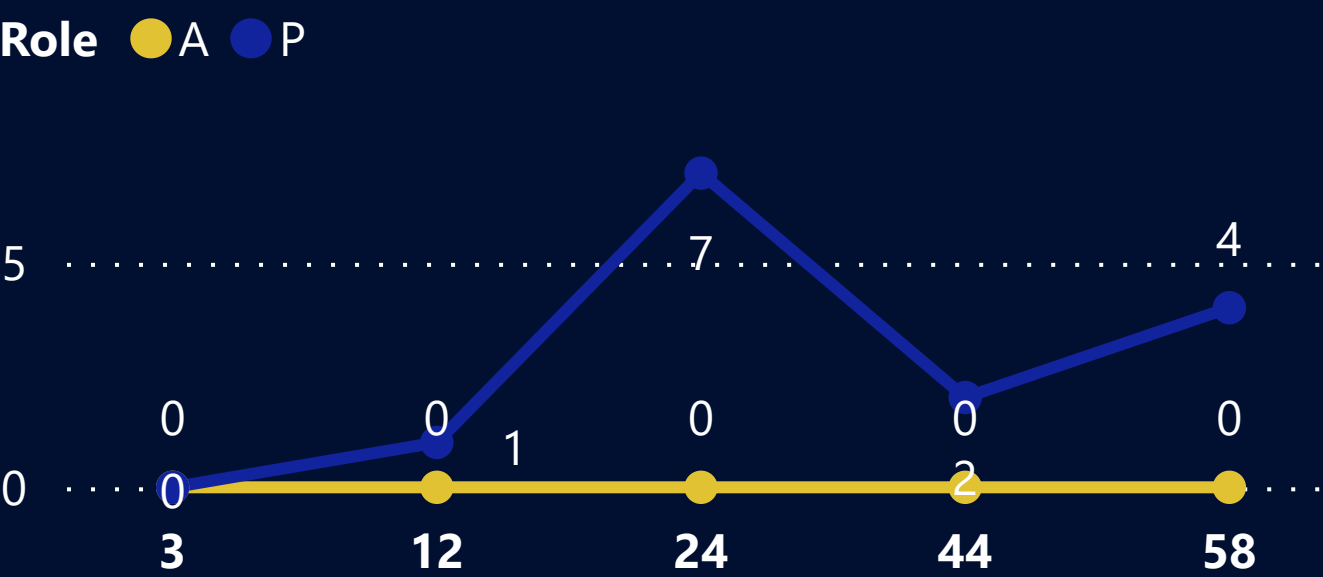
MATCH NUMBERS - 3, 12, 24, 44, 58

1ST PLACE, DIVISON 1

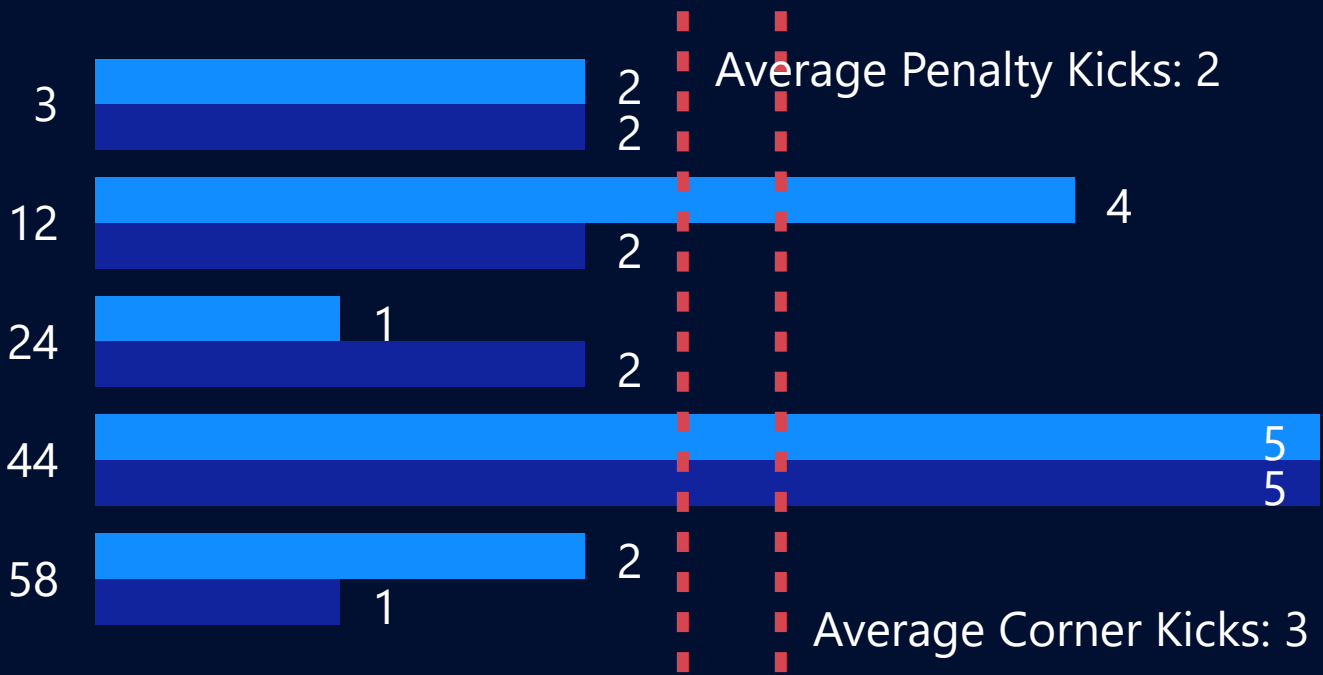
Goals by Role



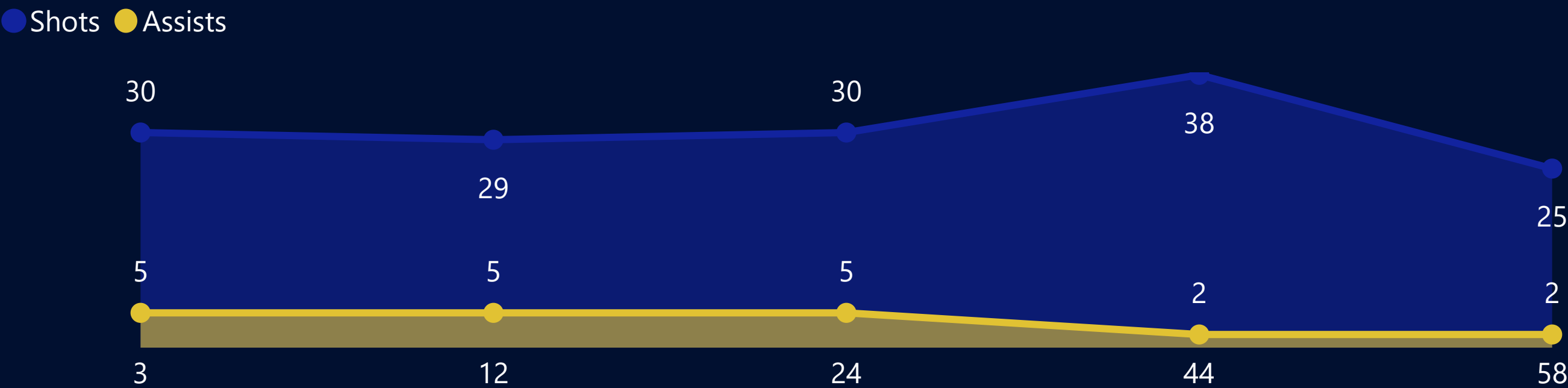
Saves by Role



● Corner Kicks ● Penalty Kicks



Shots and Assists by Match Number



Team Members

#	First Name	Last Name
10	Adelyn	Mayorga Ralda
50	Adriana	Ramírez Monzón
25	Allison	Chávez Monroy
35	Daniela	Juárez Pineda
40	Daniela	Madrid Chinchilla
45	Daroulin	Avila López
5	Diana	Arias Catalán
20	Emelin	Alarcón Pérez
30	Heydy	Yumán García
15	Katherine	Ruiz Figueroa
55	Keyla	Pelen Alegría

Cards Received



* All visualizations are filtered and categorized by the Delegation's Match Number
** Visualizations with legends A and P, stands for Athlete (A) and Partners (P)



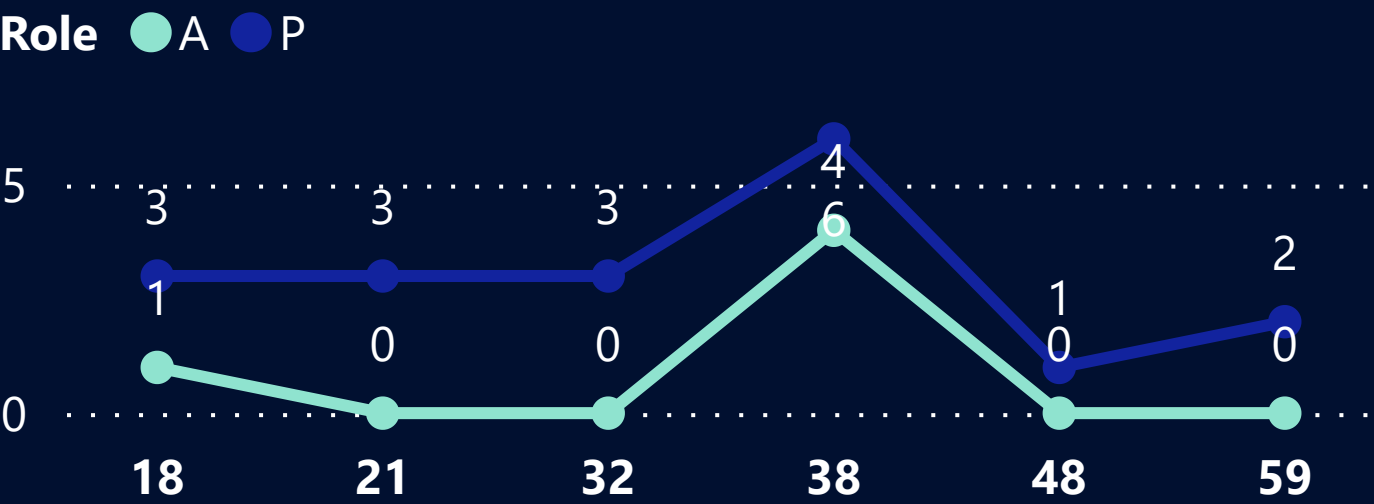
SO JAMAICA
MEN'S DELEGATION

WINS - 6 LOSS - 0 TIES - 0

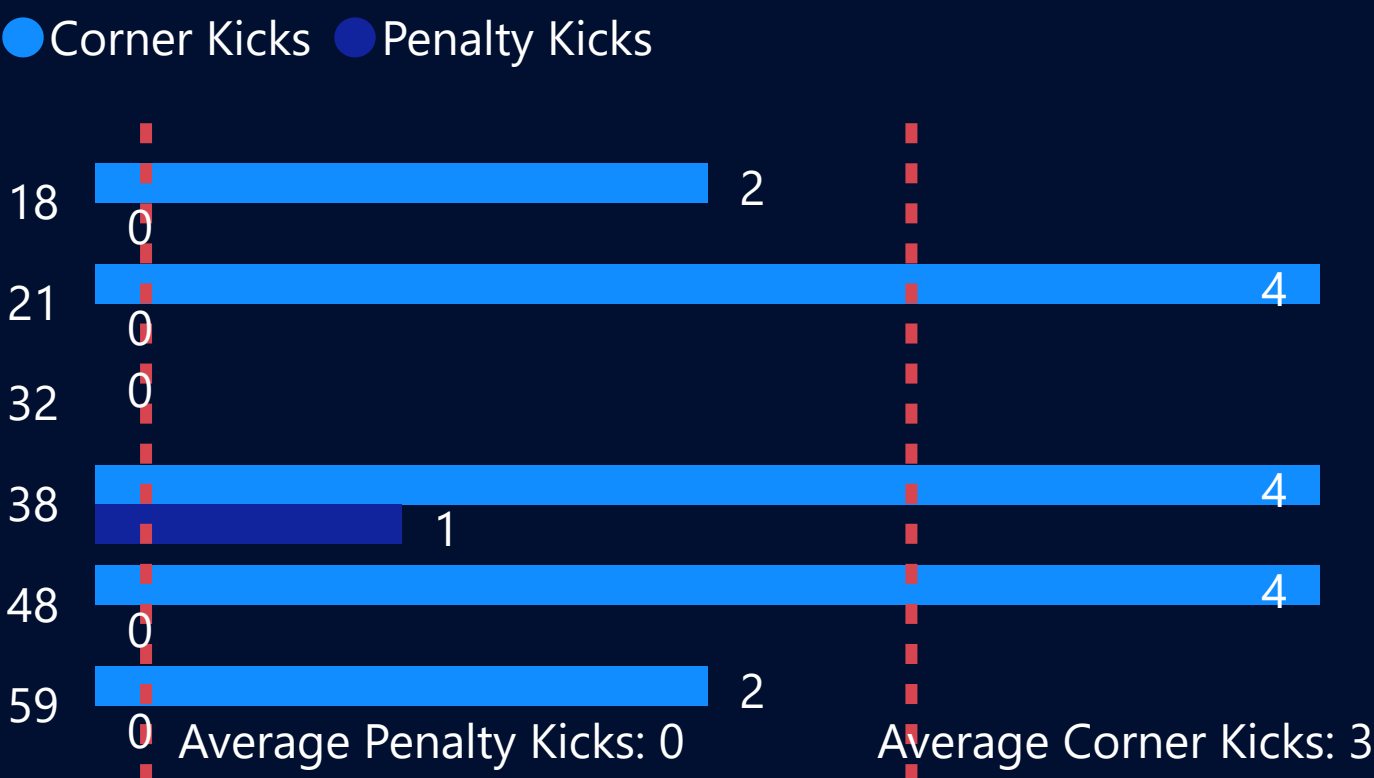
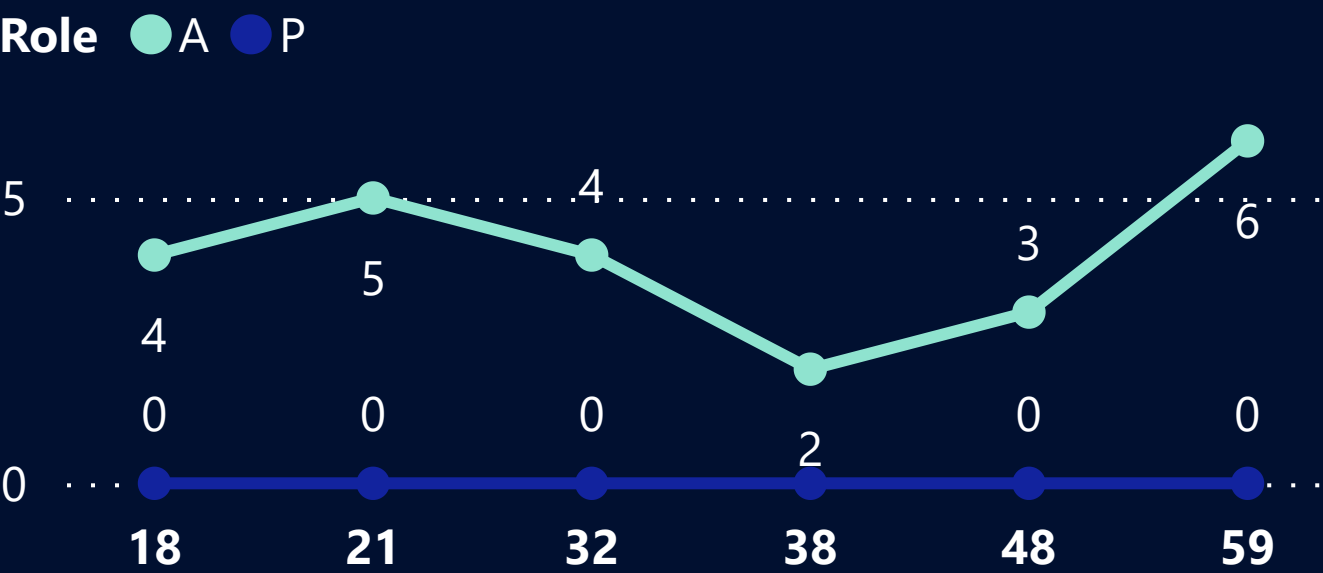


MATCH NUMBERS - 18, 21, 32, 38, 48, 59 1ST PLACE, DIVISON 1

Goals by Role



Saves by Role



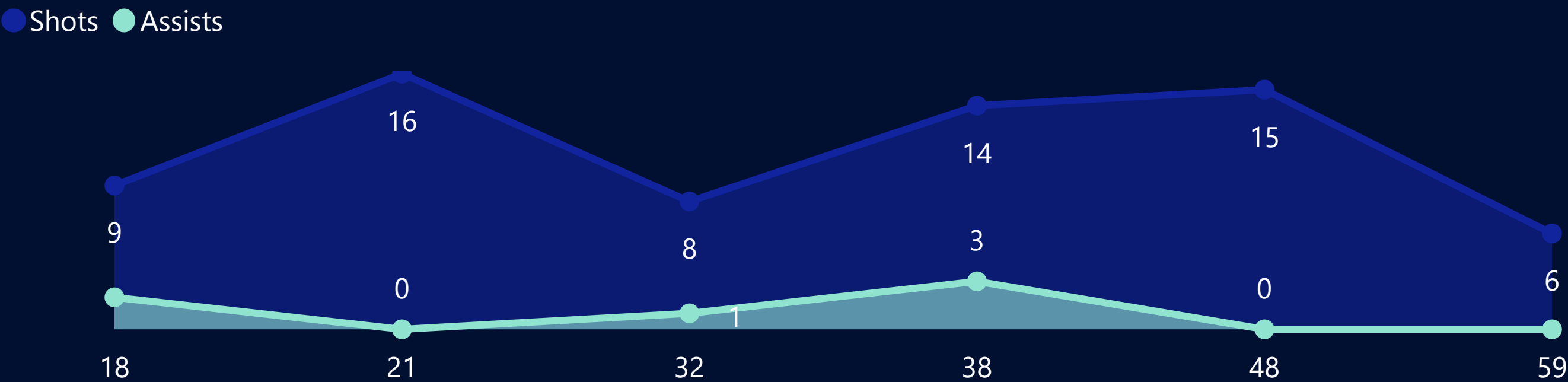
Team Members

#	First Name	Last Name
96	Akeem	DaCosta
36	Ashanie	Kennedy
78	Dillion	Richards
54	Ellis	Guscott
18	Geovannie	Britton
84	Jerome	Austin
48	Jerome	Lindo
24	Joel	Palmer
12	Kemar	Jones
66	Kyle	McLeggan
72	Omarion	Brown
30	Ontwain	Mitchell
42	Rickeldeano	Williams
60	Rolando	Redman
90	Rory	Collins

Cards Received



Shots and Assists by Match Number



* All visualizations are filtered and categorized by the Delegation's Match Number
** Visualizations with legends A and P, stands for Athlete (A) and Partners (P)



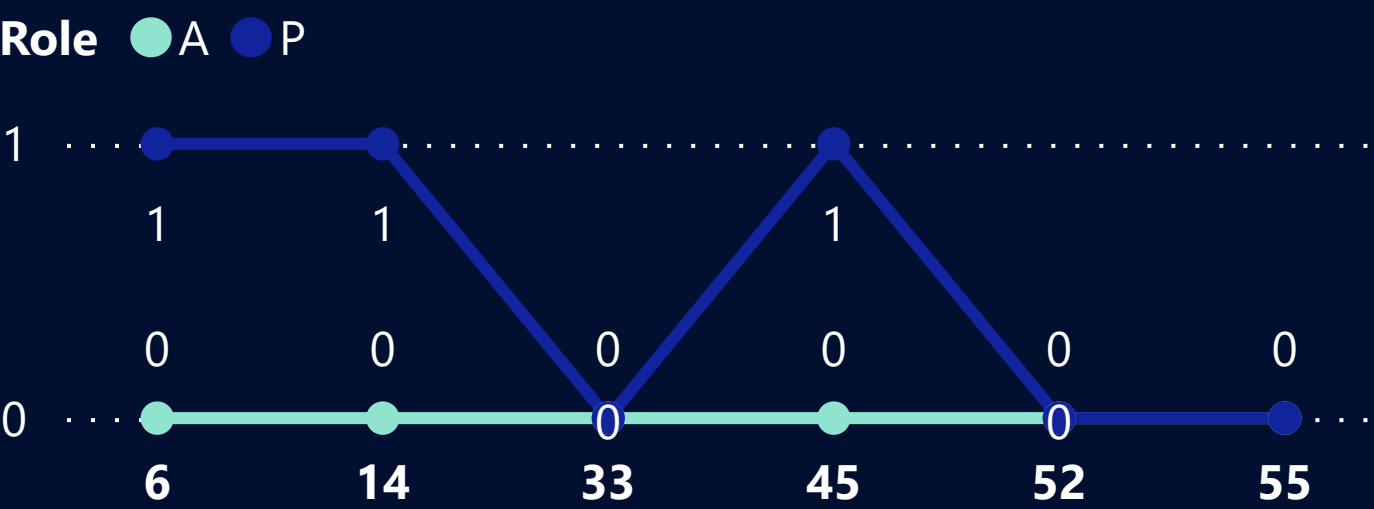
SO KOREA
MEN'S DELEGATION

WINS - 0 LOSS - 6 TIES - 0

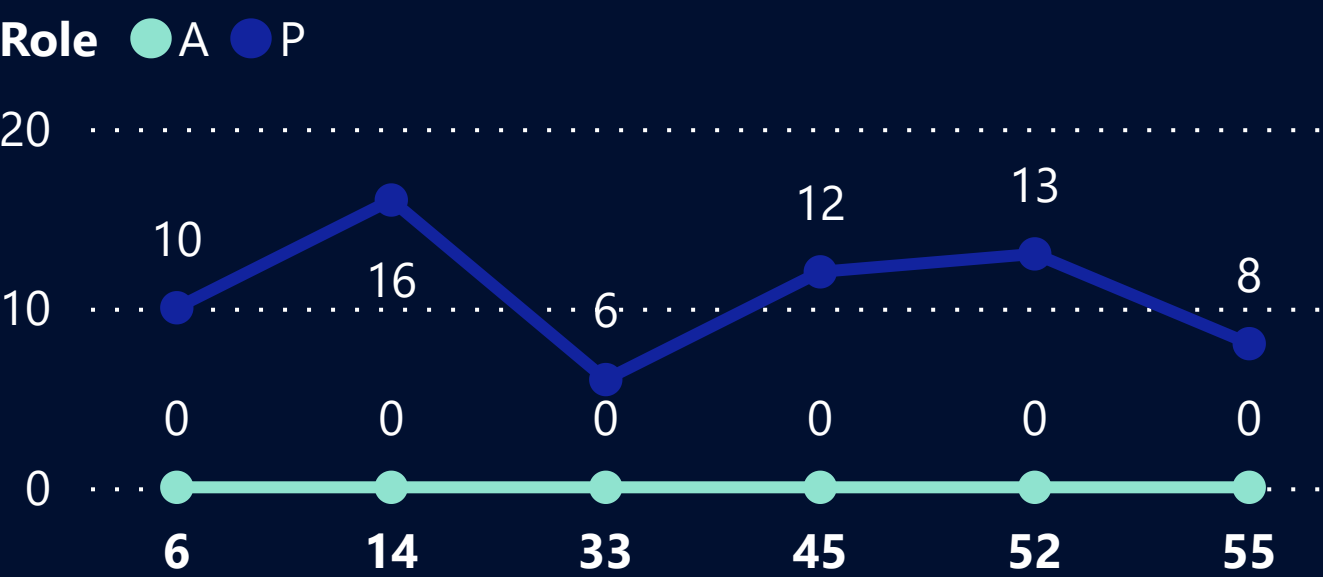


MATCH NUMBERS - 6, 14, 33, 45, 52, 55 6TH PLACE, DIVISON 2

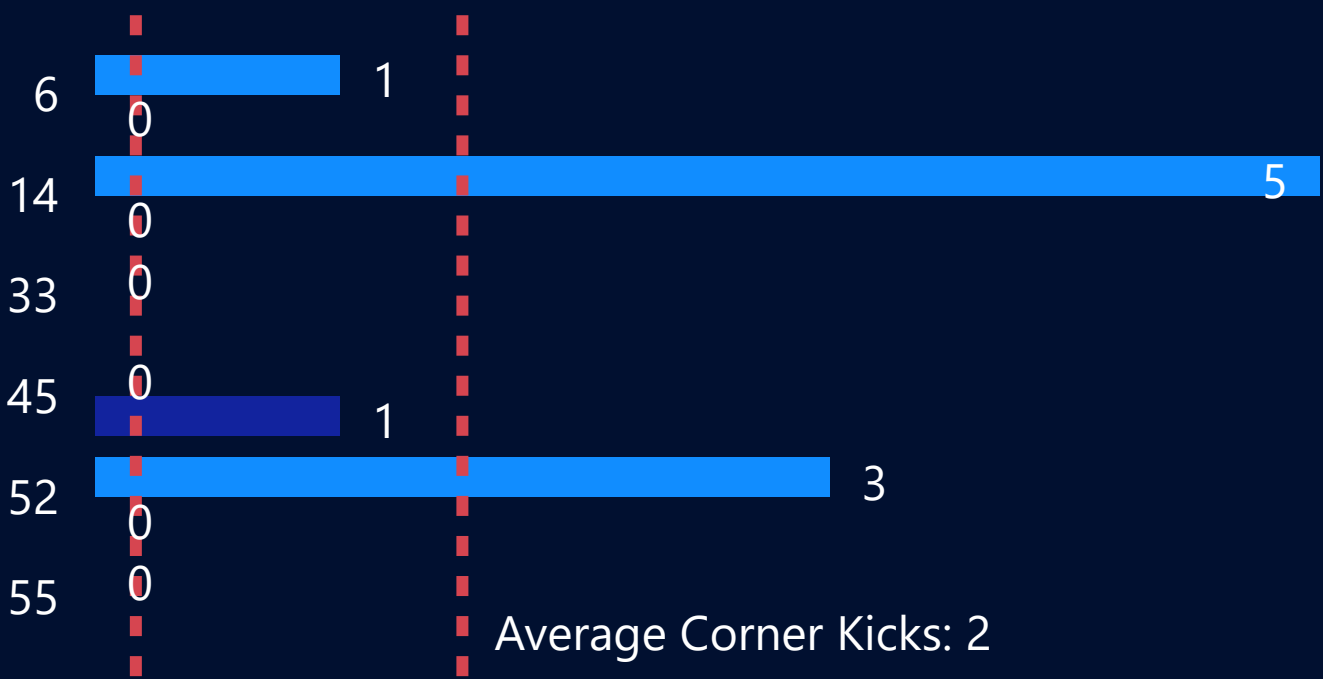
Goals by Role



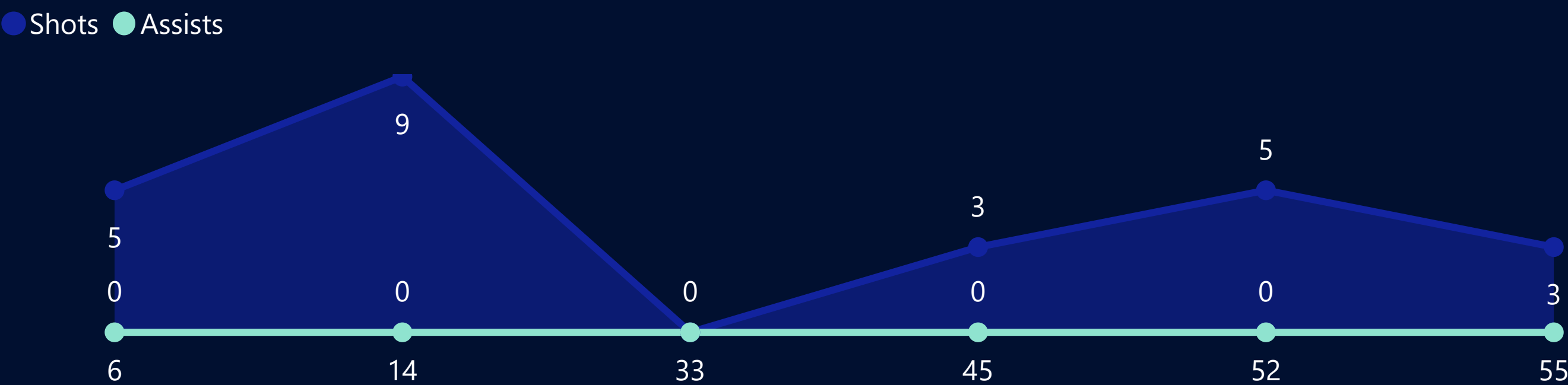
Saves by Role



● Corner Kicks ● Penalty Kicks



Shots and Assists by Match Number



Team Members

#	First Name	Last Name
72	Donghyeok	Kim
78	Hyungcheol	Park
36	Jeongmin	Kwon
12	Jinuk	Lee
6	Jiwon	Je
42	Joonho	Sin
66	Jooyoung	Kim
54	Kangmin	Kwon
48	Kyungil	Kang
60	Munho	Kwon
30	Sangchan	Lee
18	Seungwon	Ahn
24	Sunghyuk	Cho
96	Wooseok	Ju
90	Yeoncheon	Lee
84	Yoonse	Lee

Cards Received



* All visualizations are filtered and categorized by the Delegation's Match Number
** Visualizations with legends A and P, stands for Athlete (A) and Partners (P)



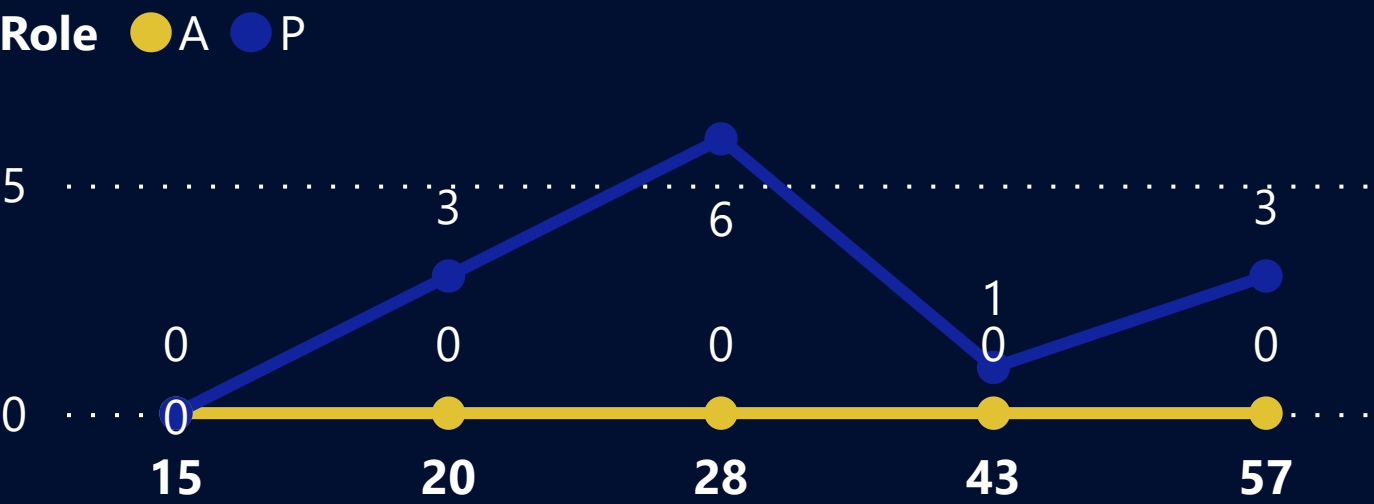
SO MEXICO
WOMEN'S DELEGATION

WINS - 2 LOSS - 3 TIES - 0

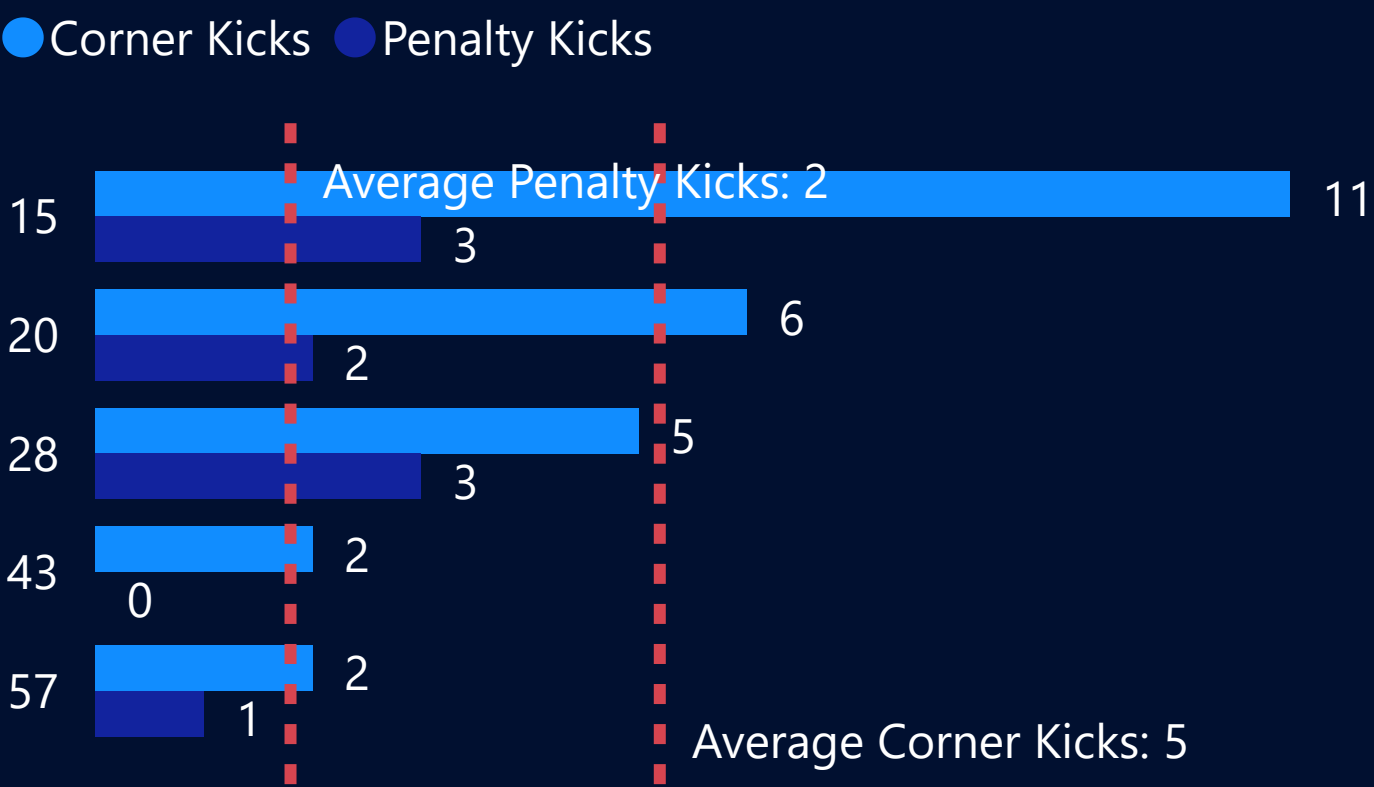
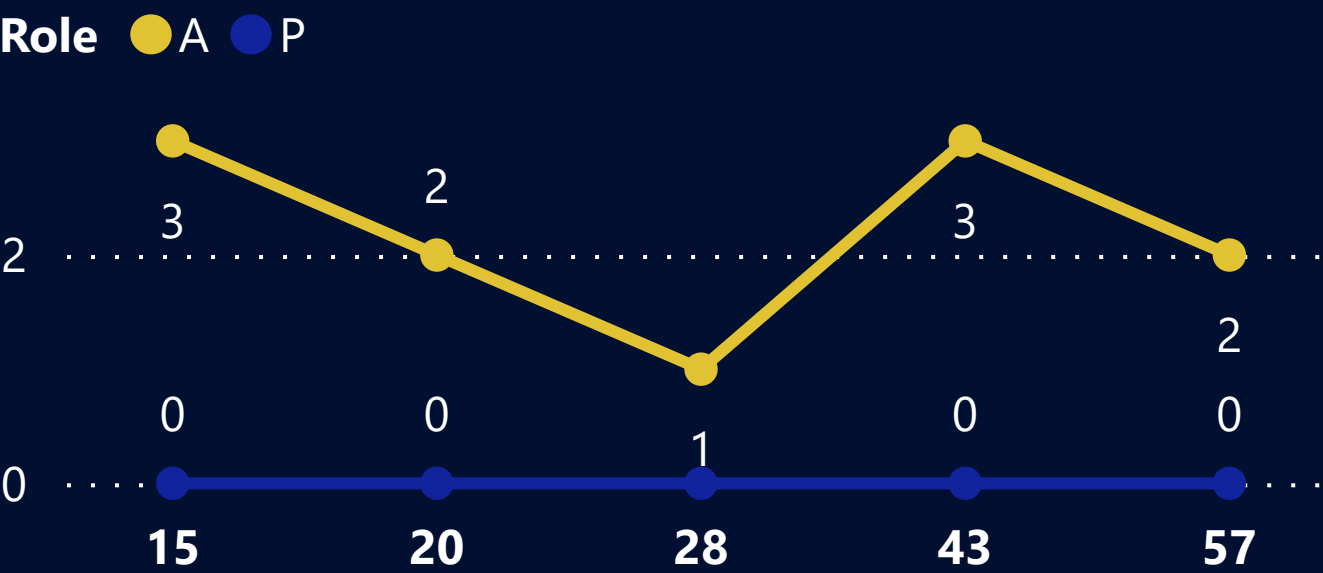


MATCH NUMBERS - 15, 20, 28, 43, 57 4TH PLACE, DIVISON 1

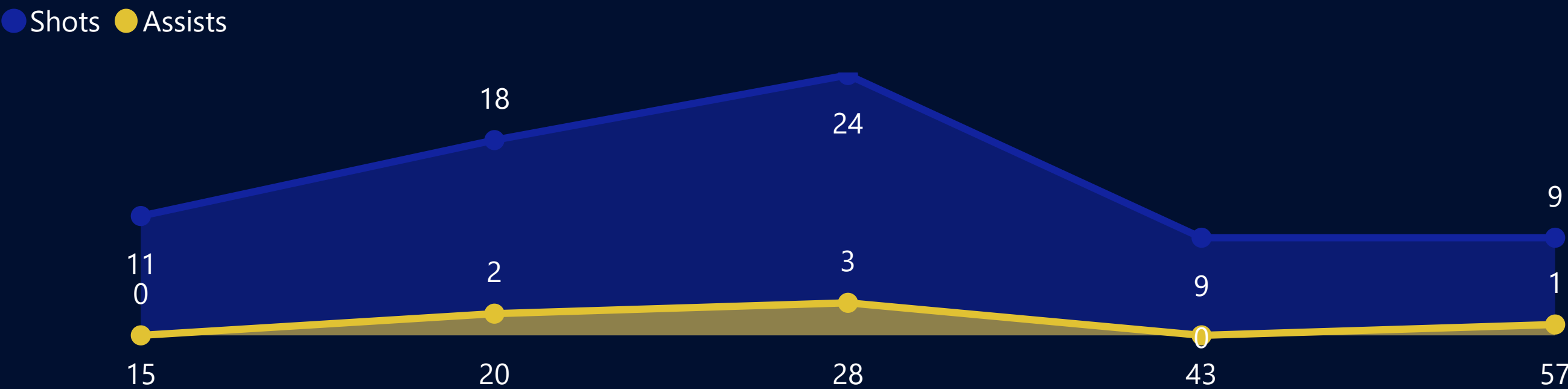
Goals by Role



Saves by Role



Shots and Assists by Match Number



Team Members

#	First Name	Last Name
45	Alicia	Peyro
50	Azul	Bautista
35	Brenda	Avecias
24	Evelyn	Gonzalez
10	Itzel	Espinoza
55	Ivana	Reyes
15	Karla	Ramirez
20	Michelle	Vivas
40	Rosa	Martinez Pichardo
25	Victoria	Hurtado
5	Yoselinee	Garcia

Cards Received



* All visualizations are filtered and categorized by the Delegation's Match Number
** Visualizations with legends A and P, stands for Athlete (A) and Partners (P)



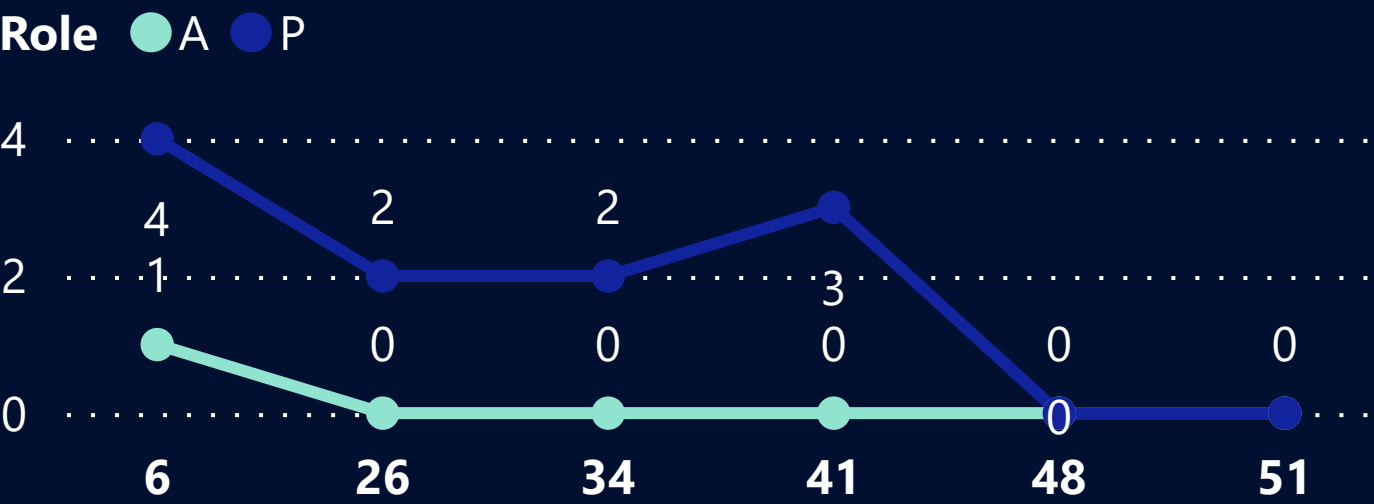
SO MOROCCO
MEN'S DELEGATION

WINS - 2 LOSS - 3 TIES - 1

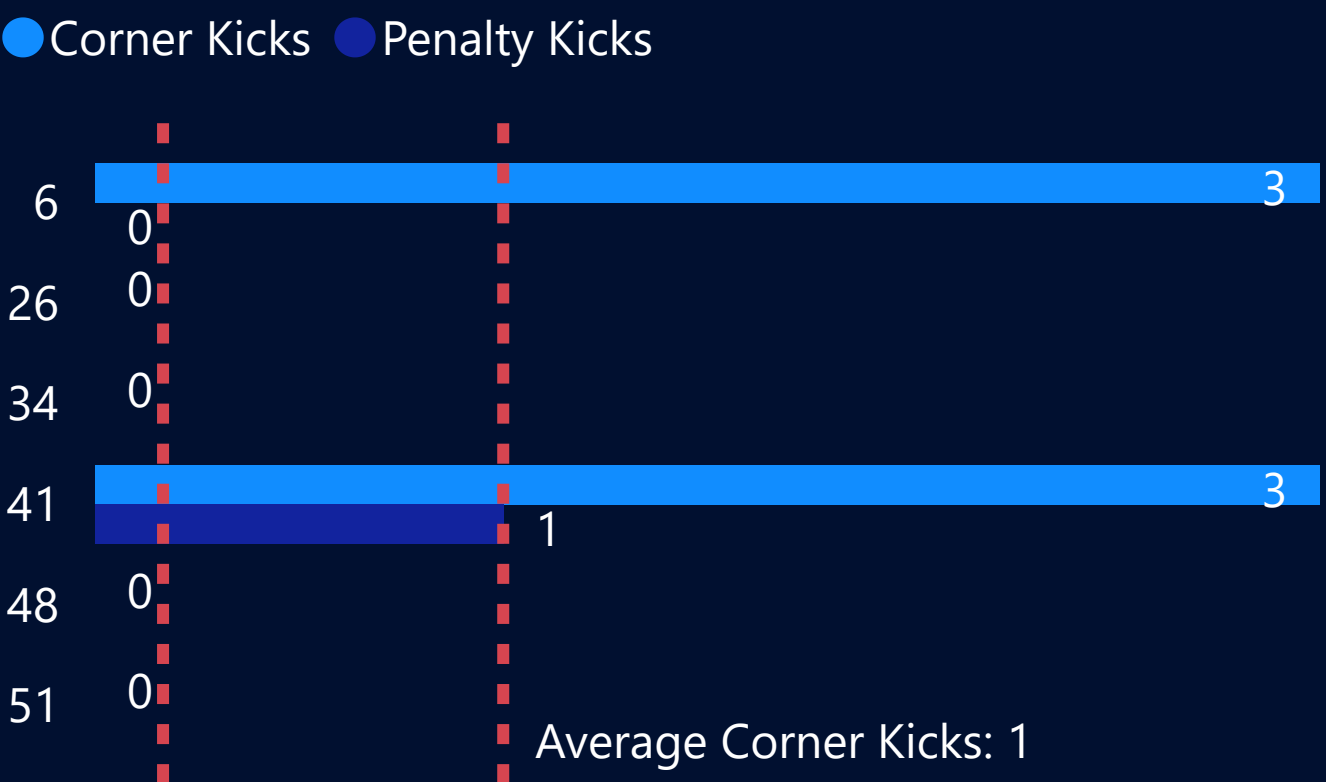
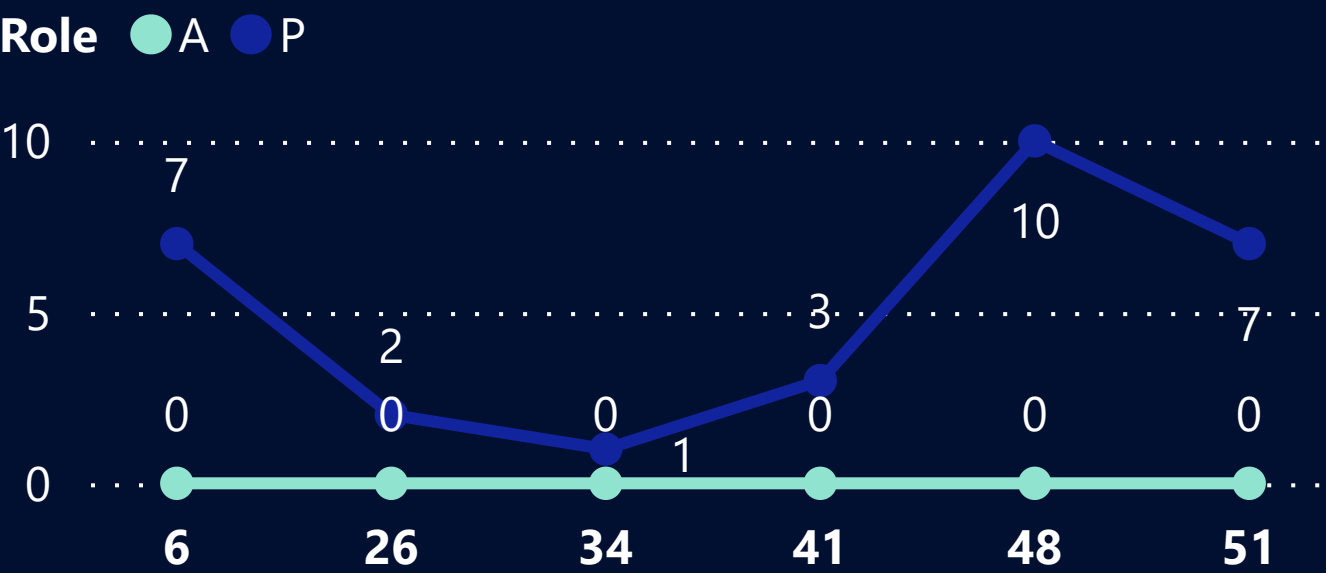


MATCH NUMBERS - 6, 26, 34, 41, 48, 51 4TH PLACE, DIVISON 1

Goals by Role



Saves by Role



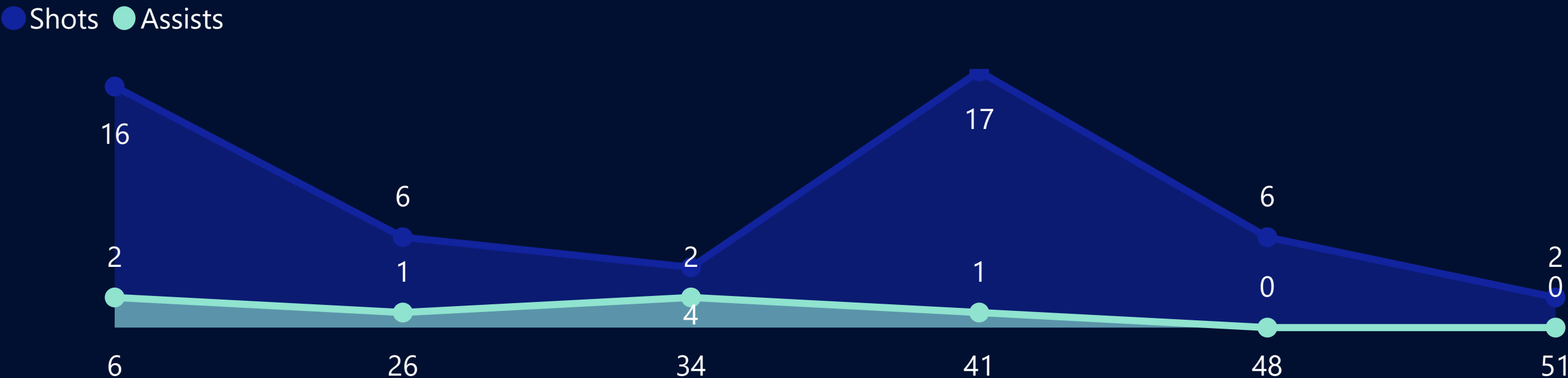
Team Members

#	First Name	Last Name
66	Abdelhaq	Aktiri
60	Ali	Fadile
6	Aymane	Khechab
84	Bilal	Behnas
42	Brahim	Kartasse
48	Es Sadraoui	Salah-Eddine
72	Ilias	Didi Alaoui
90	Ilyas	Boutayb
18	Mesbaq	Sif-Eddine
24	M'hammed	Elboubssi
78	Mohamed	Akhrikhr
54	Mohamed	Draiss
12	Mostafa	Rby
30	Yasser	Louzane
96	Yassir	Herouch
36	Youssef	Lakssir

Cards Received



Shots and Assists by Match Number



* All visualizations are filtered and categorized by the Delegation's Match Number
** Visualizations with legends A and P, stands for Athlete (A) and Partners (P)



SO NAMIBIA
WOMEN'S DELEGATION

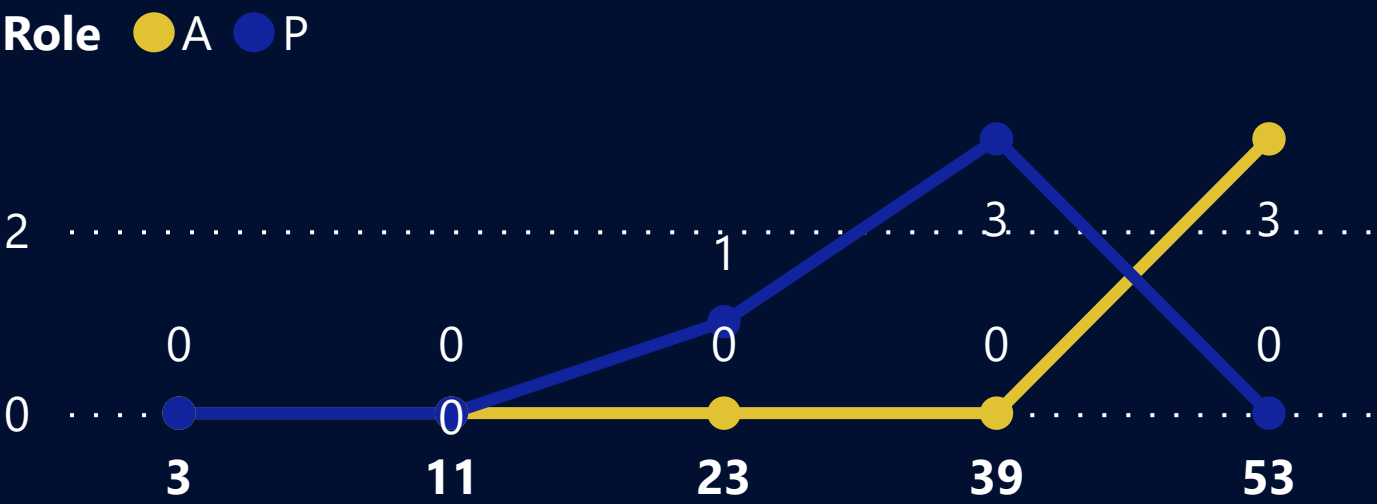
WINS - 2 LOSS - 3 TIES - 0



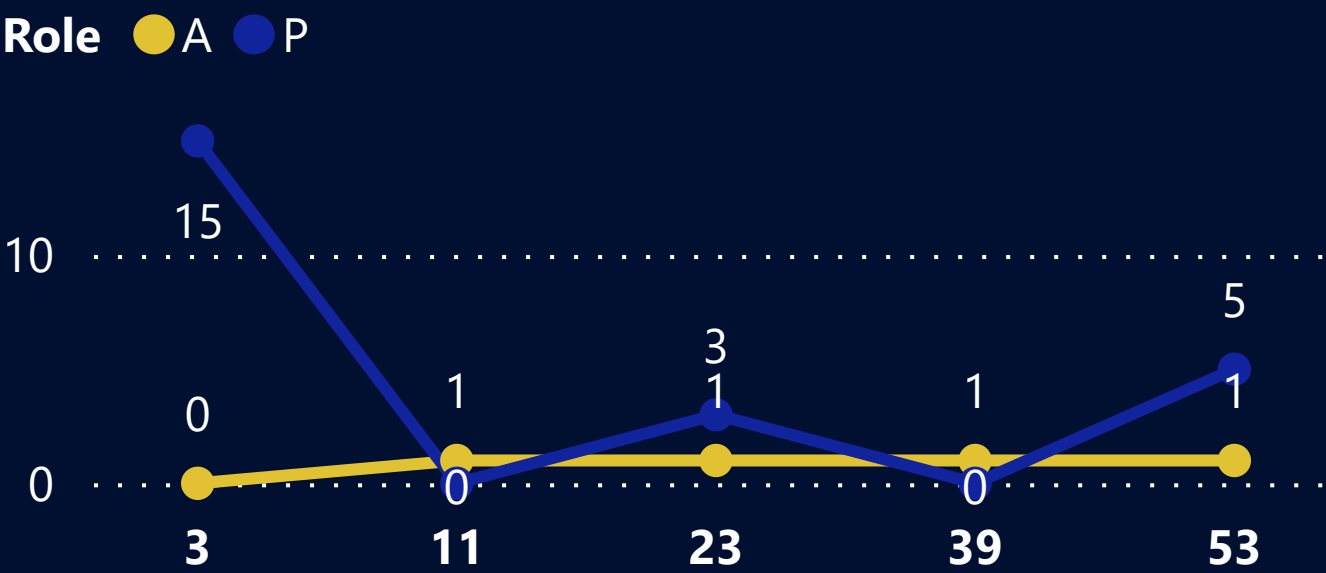
MATCH NUMBERS - 3, 11, 23, 39, 53

1ST PLACE, DIVISON 3

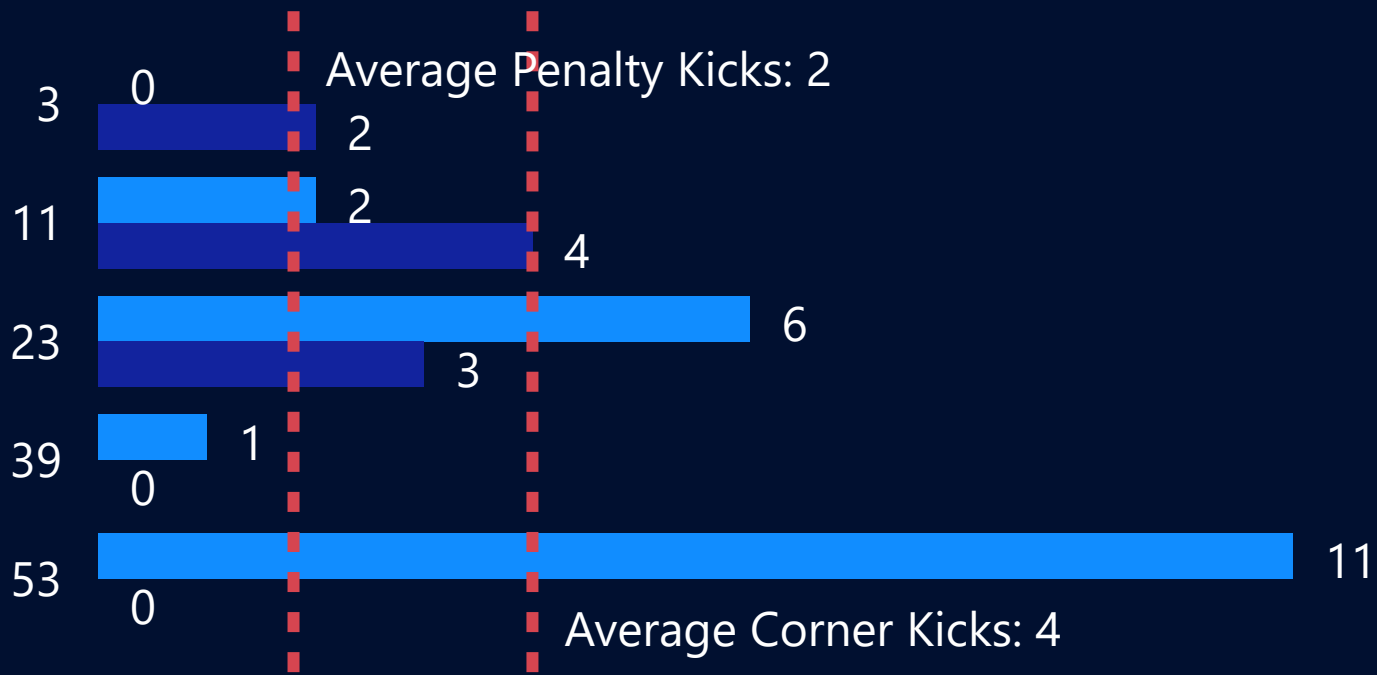
Goals by Role




Saves by Role



● Corner Kicks ● Penalty Kicks



Shots and Assists by Match Number



Team Members

#	First Name	Last Name
35	Angeline	Sihova
30	Anna-Ida	Somses
5	Fololian	Hikuafelua
45	Kavemumuine	Kambai
15	Kristofina	Benyameni
50	Motjaritje	Tjaveondja
10	Okeri-Hitjitevi	Haakuria
20	Remember	Mengo
25	Unao	Karipata
55	Uundamuje	Mbaisa
24	Vitjituaije	Master

Cards Received



Sent Off:
SO SLOVAKIA (1R)

* All visualizations are filtered and categorized by the Delegation's Match Number
** Visualizations with legends A and P, stands for Athlete (A) and Partners (P)



SO NIGERIA

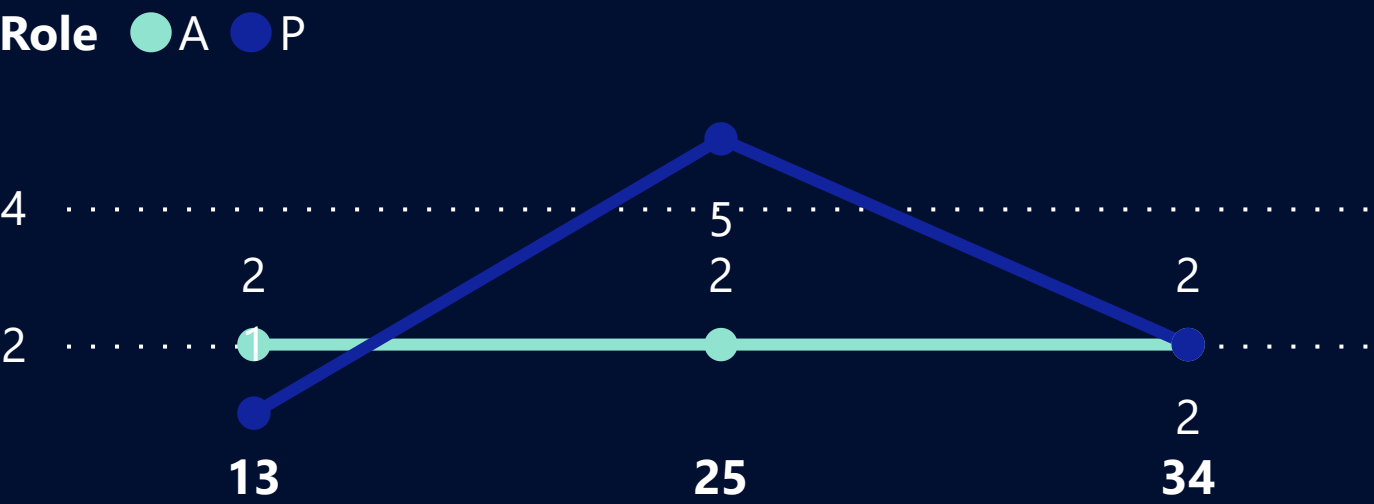
MEN'S DELEGATION



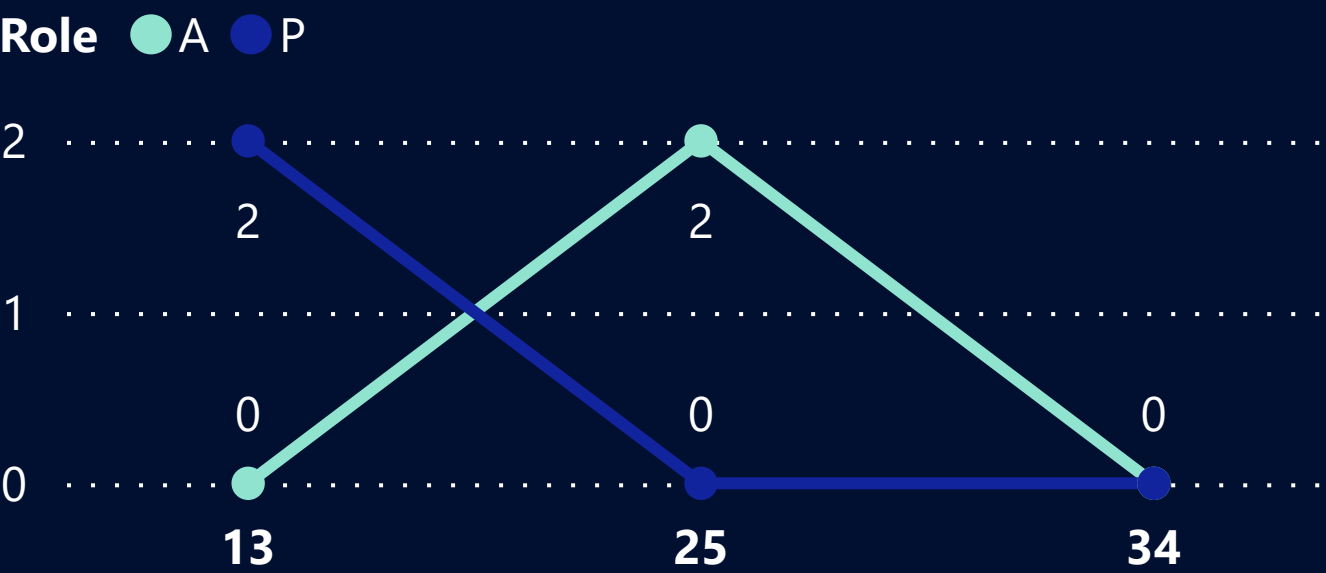
MATCH NUMBERS - 13, 25, 34

WINS - 3 LOSS - 0 TIES - 0

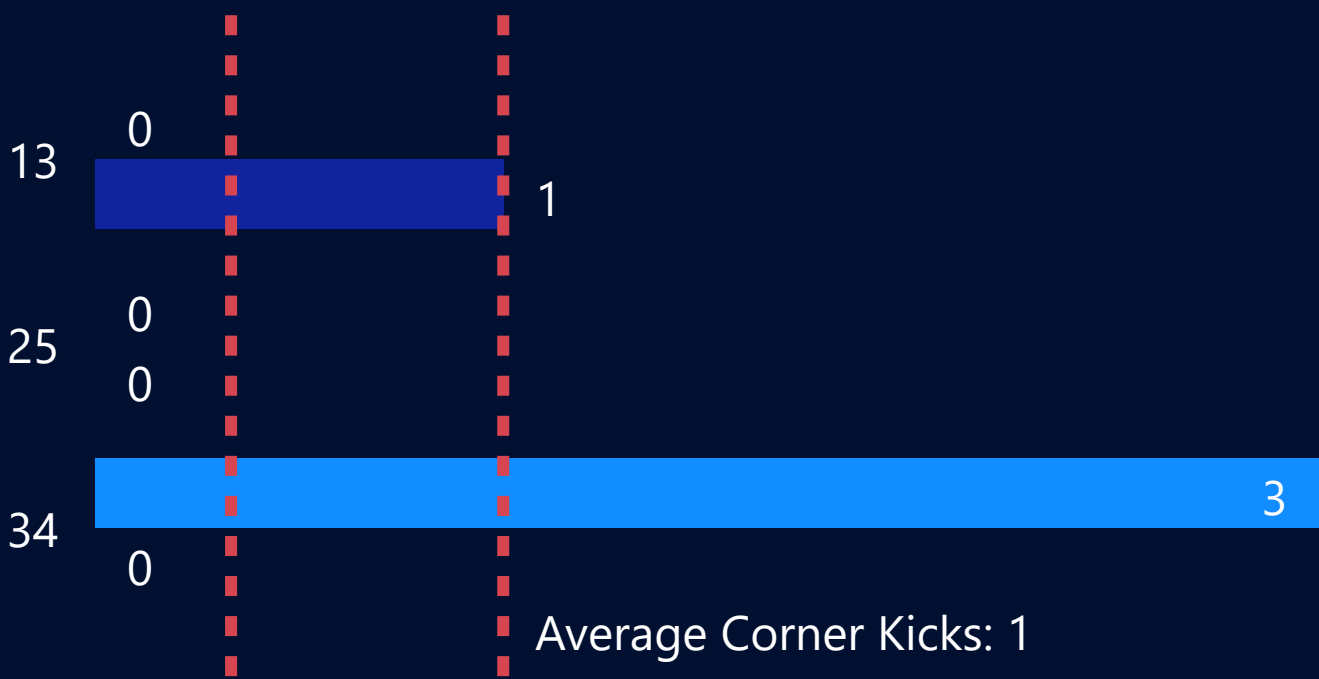
Goals by Role



Saves by Role

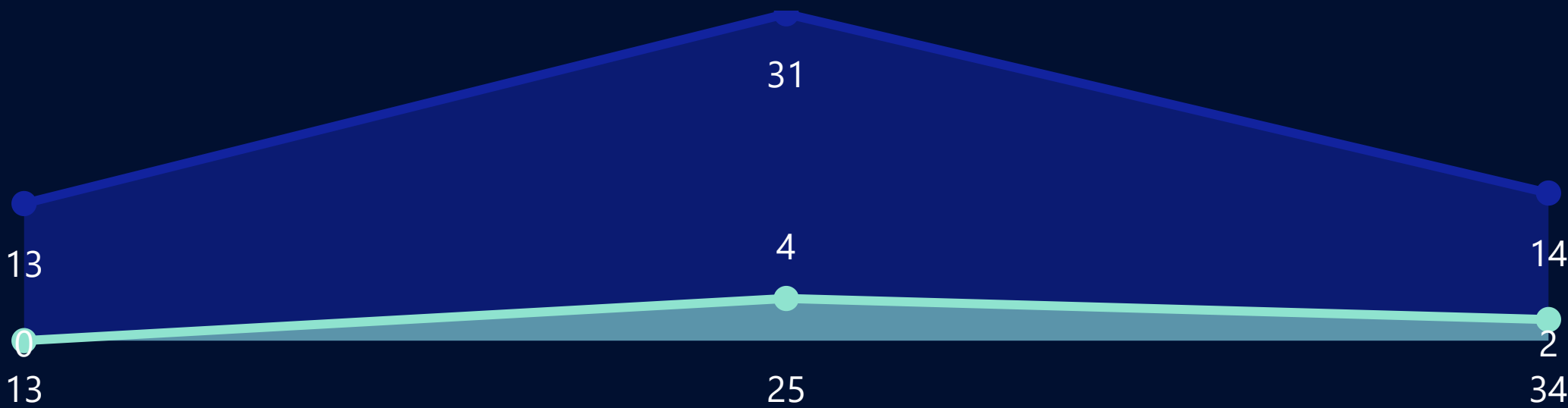


● Corner Kicks ● Penalty Kicks



Shots and Assists by Match Number

● Shots ● Assists



Team Members

#	First Name	Last Name
39	Ali	Aliu
9	Azuka	Chukwukere
27	Jephthah	Onaimo
6	Junior	Dike
15	Junior	Wojuola
42	Kinsley	Onyebueke
30	Lateef	Aborishade
33	Michael	Akipienyi-Onofomi
21	Micheal	Taiwo
24	Mojeed	Akinyelu
45	Olalekan	Salami
3	Olaoye	Benedict
12	Olawale	Sulaimon
36	Oluwatobiloba	Abiodun
48	Samuel	Johnson
18	Stanley	Anyanwu

Cards Received



* All visualizations are filtered and categorized by the Delegation's Match Number
** Visualizations with legends A and P, stands for Athlete (A) and Partners (P)



SO PARAGUAY
MEN'S DELEGATION

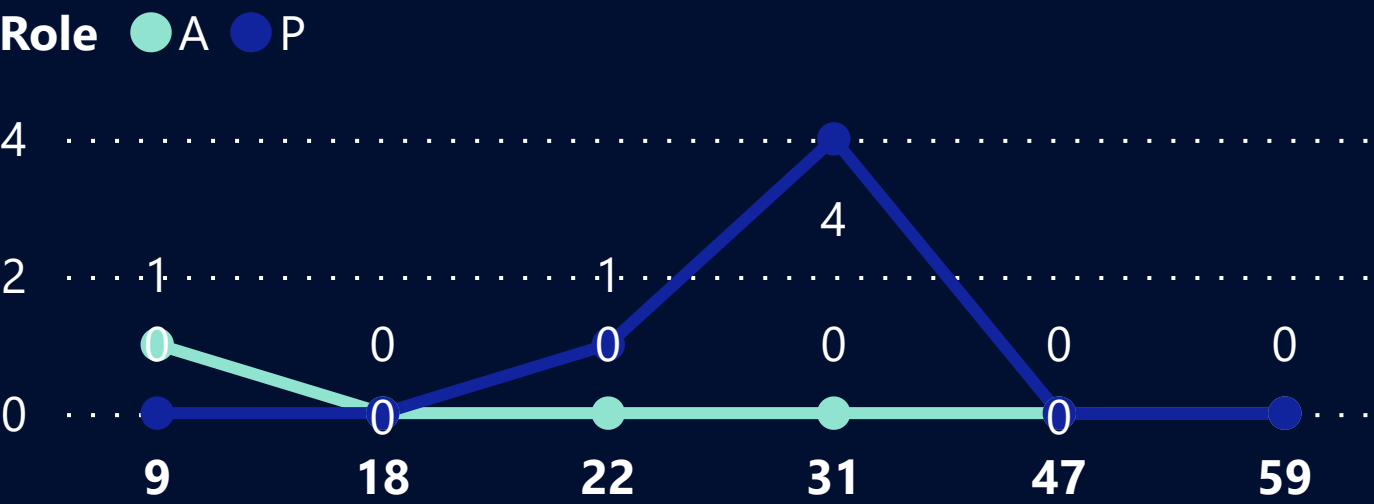
WINS - 3 LOSS - 2 TIES - 1



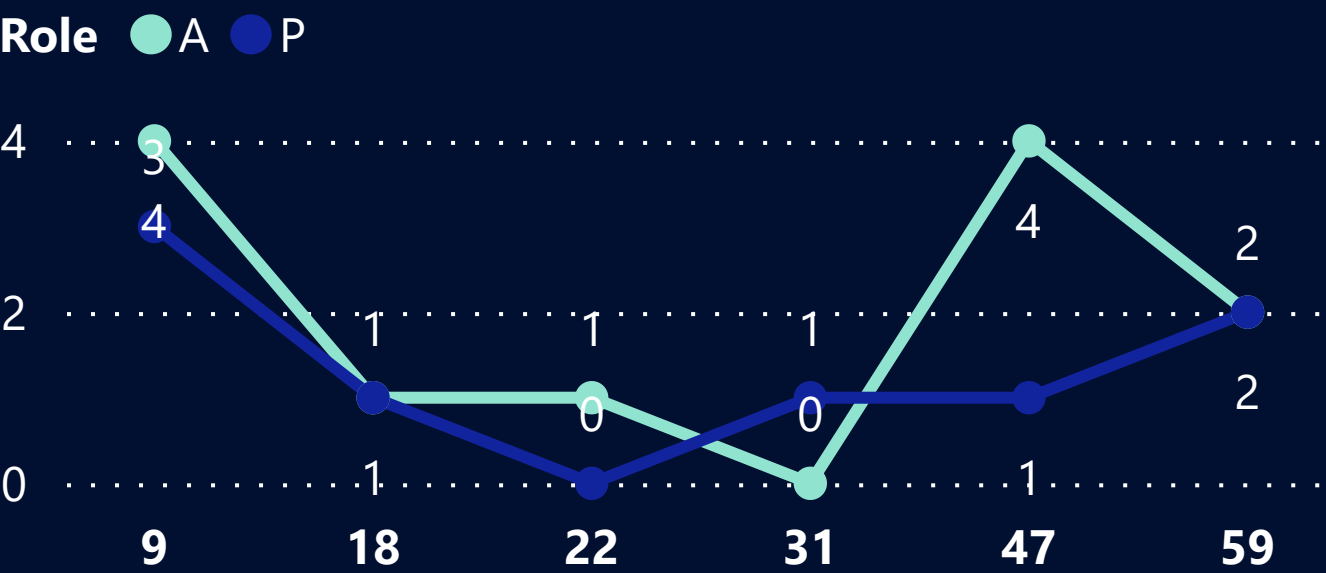
MATCH NUMBERS - 9, 18, 22, 31, 47, 59

2ND PLACE, DIVISON 1


Goals by Role



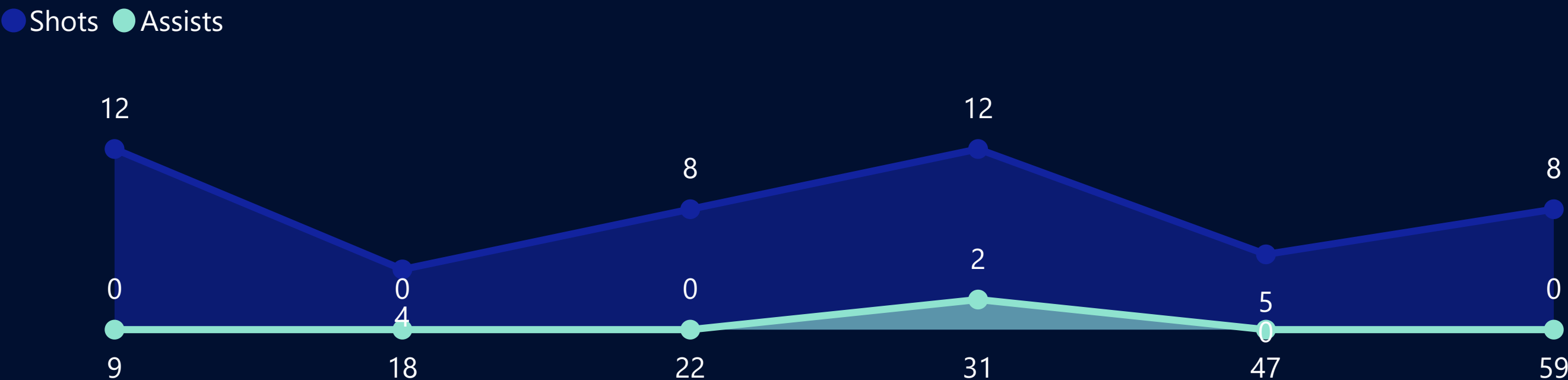
Saves by Role



● Corner Kicks ● Penalty Kicks



Shots and Assists by Match Number



Team Members

#	First Name	Last Name
54	Alejandro	Benitez
24	Alvaro	Benitez
90	Arsenio	Ortiz
12	Clemente	Salinas
5	Elias	Villar
84	Fabrizio	Cuevas
48	Luis	Gonzalez
66	Marcos	Arguello
42	Marcos	Resquin
36	Mauricio	Maciel
18	Mauricio	Penayo
78	Oscar	Chena
72	Rodolfo	Jara
30	Ronaldo	Genes
96	Santiago	Gonzalez
60	Tobias	Nunez

Cards Received

5

0

Sent Off:
SO ROMANIA (1Y)
SO SAUDI ARABIA (1Y)
SO SINGAPORE (1Y)
SO BRAZIL (2Y)

* All visualizations are filtered and categorized by the Delegation's Match Number
** Visualizations with legends A and P, stands for Athlete (A) and Partners (P)



SO ROMANIA
MEN'S DELEGATION

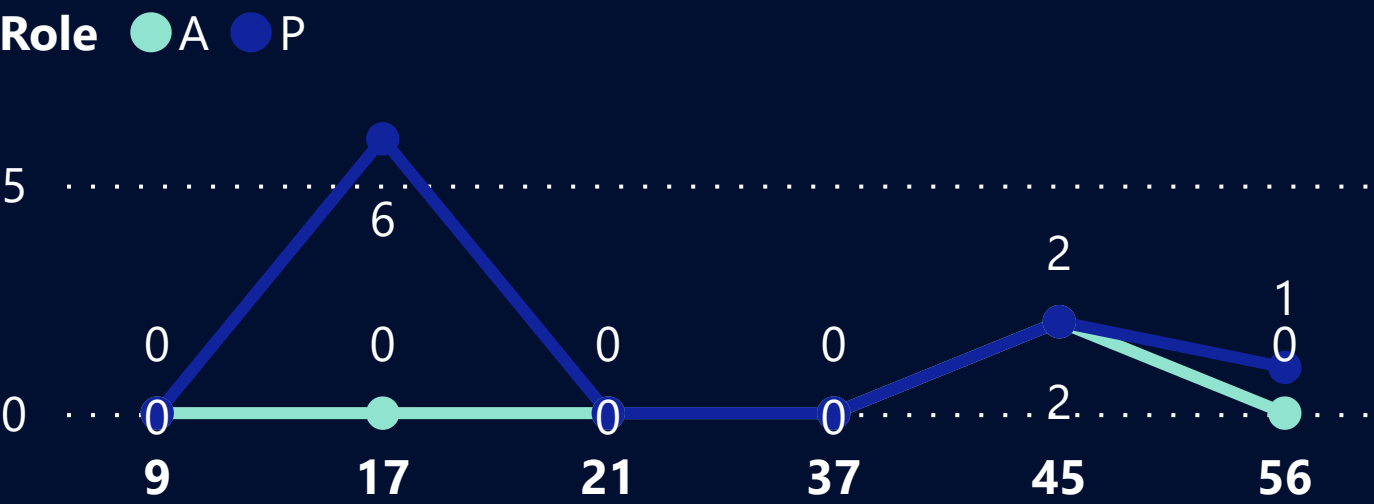
WINS - 2 LOSS - 4 TIES - 0



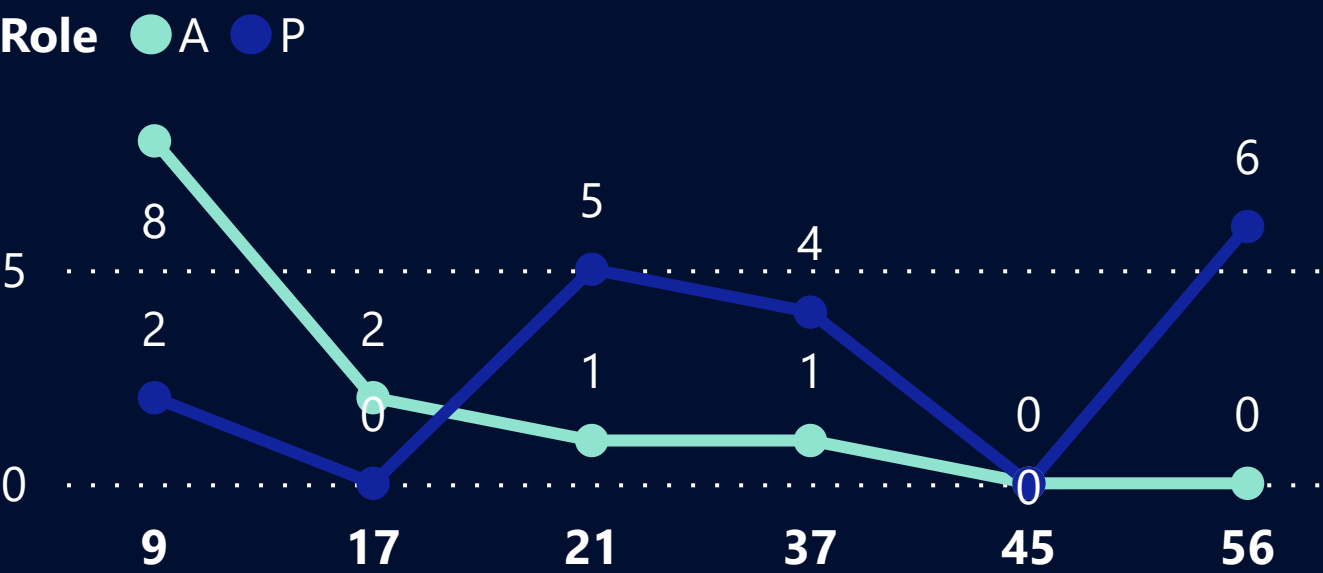
MATCH NUMBERS - 9, 17, 21, 37, 45, 56

2ND PLACE, DIVISON 2

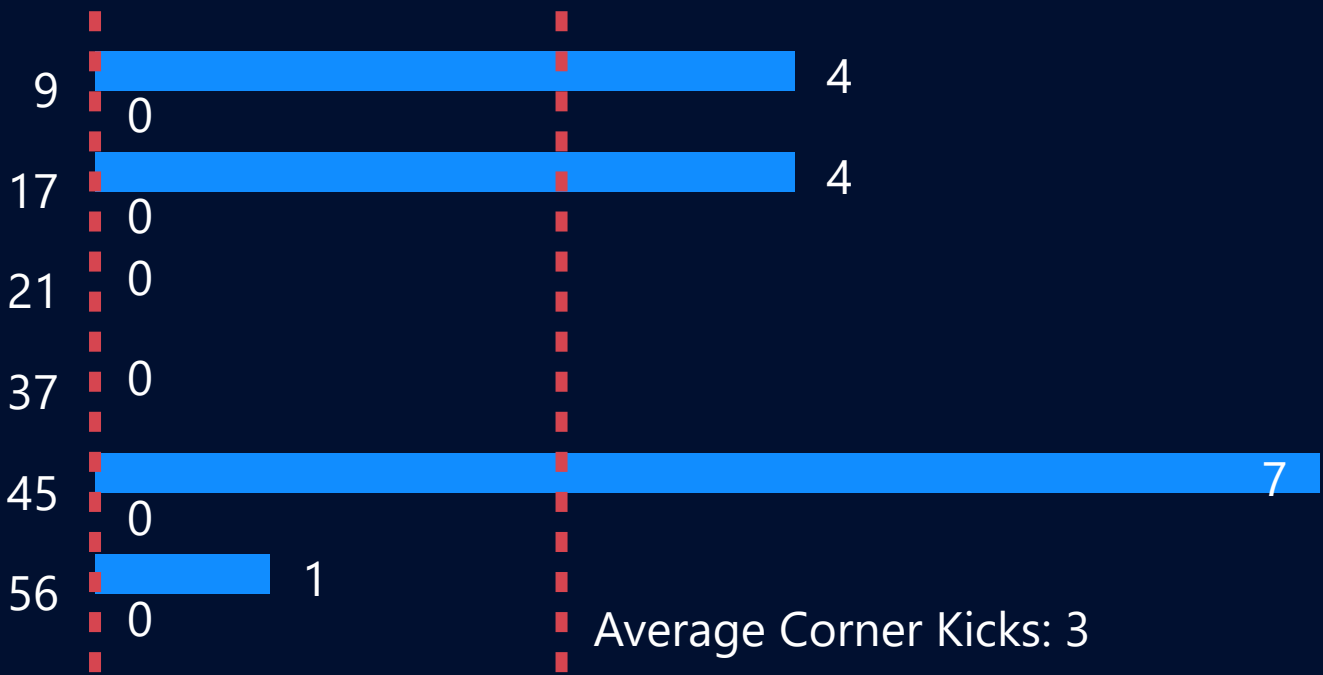
Goals by Role



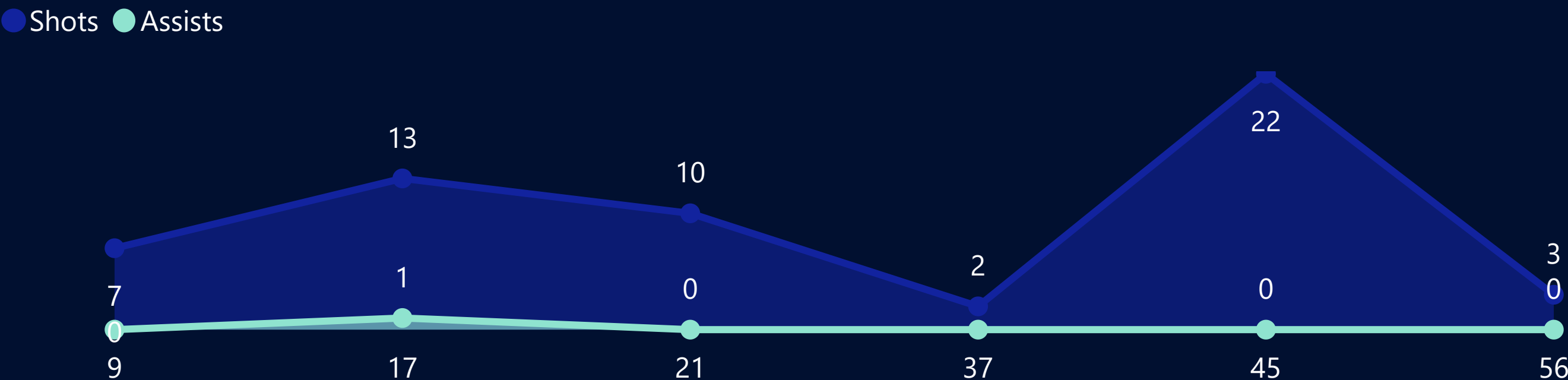
Saves by Role



● Corner Kicks ● Penalty Kicks



Shots and Assists by Match Number



Team Members

#	First Name	Last Name
18	Alexandru	Dascalu
84	Alexandru	Marin
66	Danut	Dobrescu
72	Dumitru	Iosivoiu
42	Gabriel	Necula
90	George	Mangra
36	Gheorghita	Motoc
96	Lucian	Calcai
30	Madalin	Mihordea
14	Marian	Zaharia
60	Marius	Maldes
48	Mihai	Florea
78	Sorin	Ivascu
54	Valentin	Duban
12	Valentin	Zamfirache

Cards Received

4

2

Sent Off:
SO SAUDI ARABIA (3Y, 1R)
SO KOREA (1Y)
SO SAUDI ARABIA (1R)

* All visualizations are filtered and categorized by the Delegation's Match Number
** Visualizations with legends A and P, stands for Athlete (A) and Partners (P)



SO SAUDI ARABIA

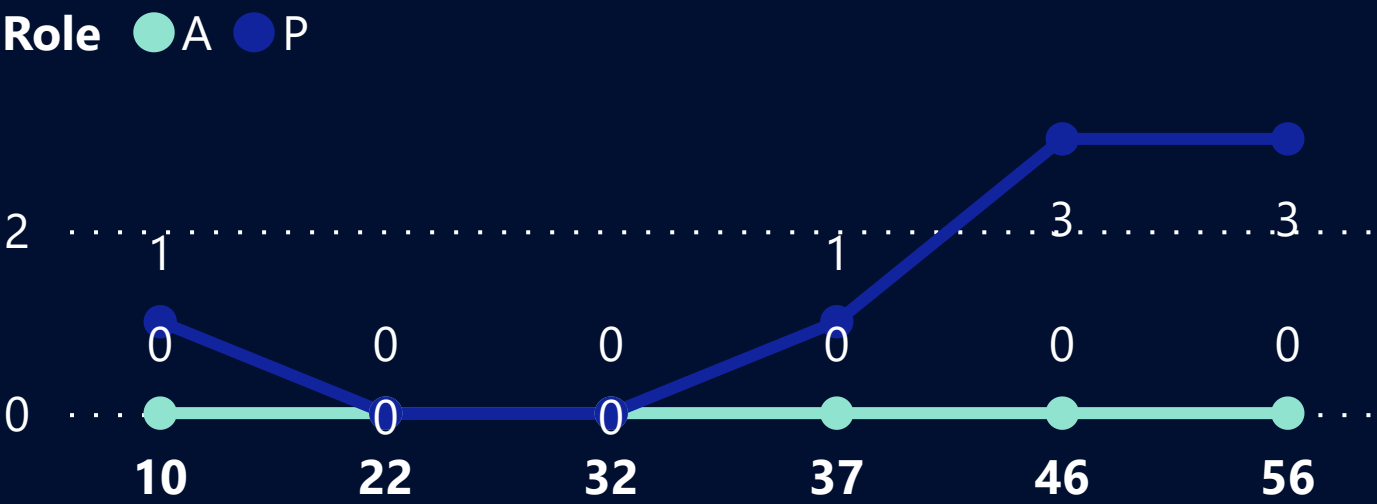
MEN'S DELEGATION



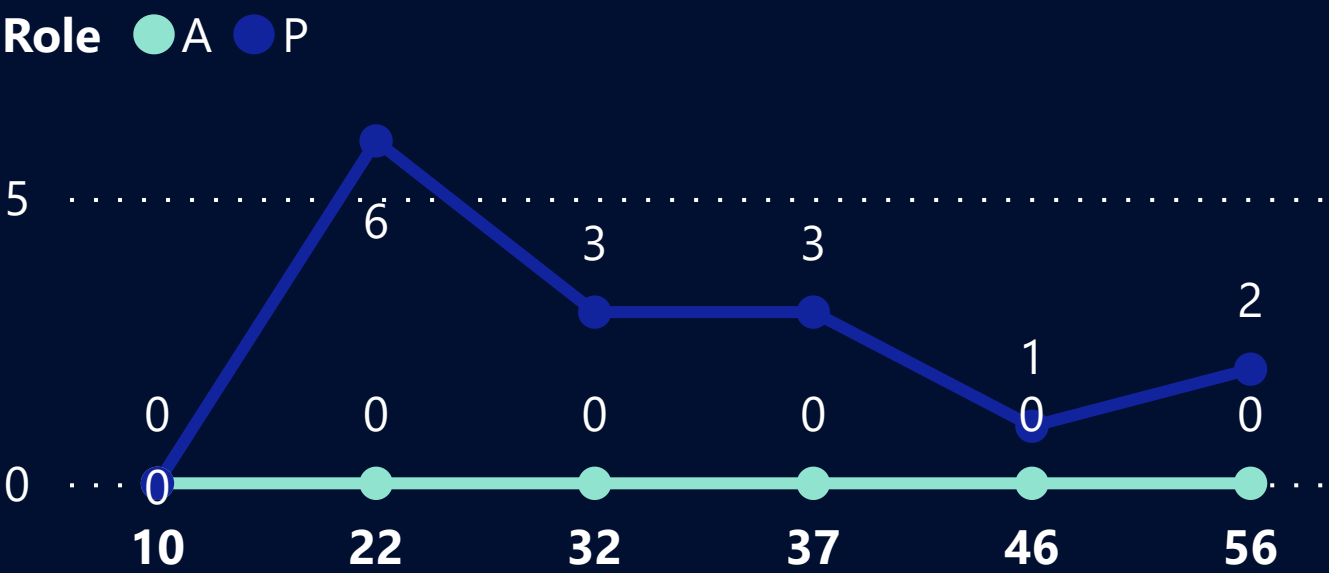
WINS - 4 LOSS - 2 TIES - 0

MATCH NUMBERS - 10, 22, 32, 37, 46, 56 1ST PLACE, DIVISON 2

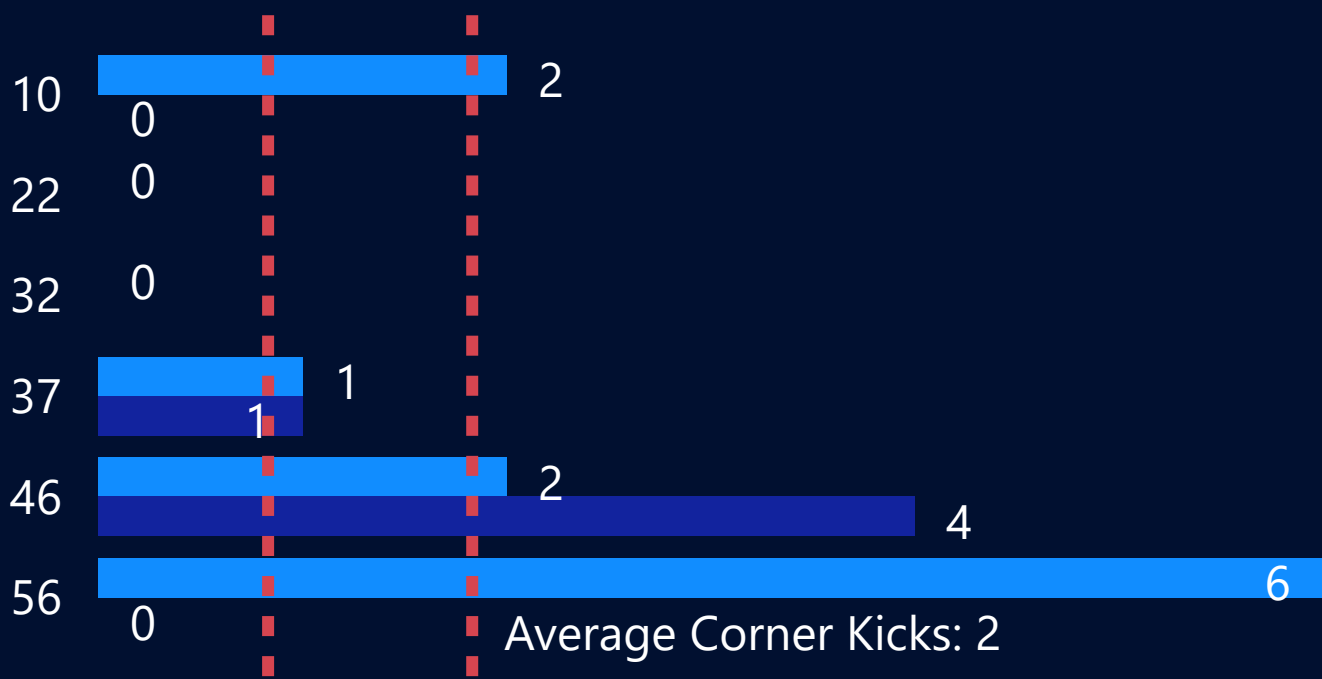
Goals by Role



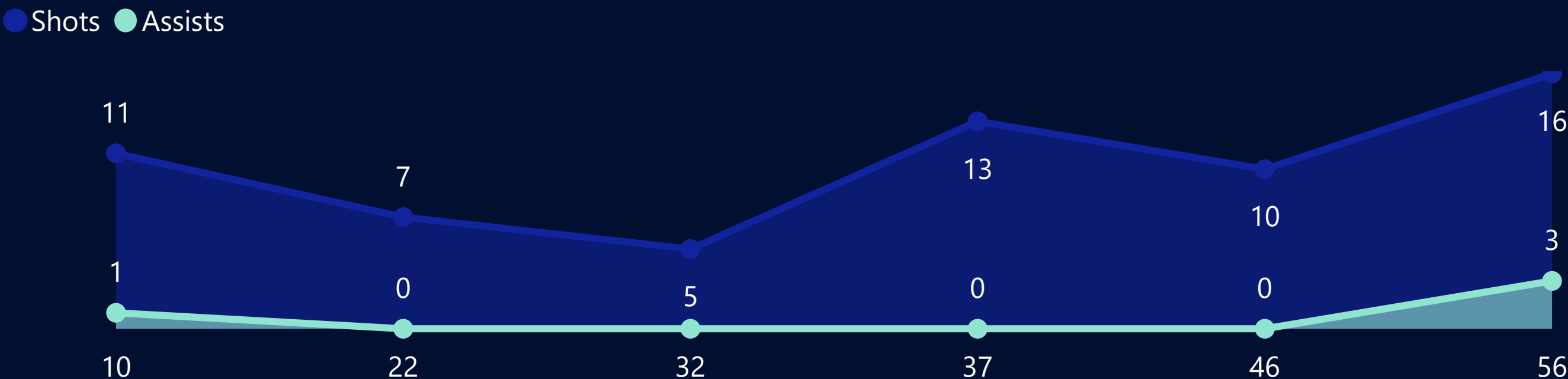
Saves by Role



Corner Kicks ● Penalty Kicks ●



Shots and Assists by Match Number



Team Members

#	First Name	Last Name
96	Abdulaziz	Alkattan
54	Abdullah	Aljabr
24	Abdullah	Alshammari
6	Ahmed	Alfulayyih
12	Hussain	Alawadh
84	Hussain	Almumen
90	Khalid	Al Zeid
48	Khalid	Alfulayyih
66	Khalid	Alotaibi
72	Mohammed	Aldawsari
36	Mohammed	Alhejji
60	Mohammed	Almutairi
42	Raji	Alotaibi
78	Saleh	Albin Ahmed
18	Saleh	Alsaeed
30	Salem	Alduwayni

Cards Received

11

0

Sent Off:

SO SINGAPORE (2Y)

SO PARAGUAY (2Y)

SO JAMAICA (5Y)

SO ROMANIA (1Y)

SO ROMANIA (1Y)

* All visualizations are filtered and categorized by the Delegation's Match Number

** Visualizations with legends A and P, stands for Athlete (A) and Partners (P)



SO SERENDIB
WOMEN'S DELEGATION

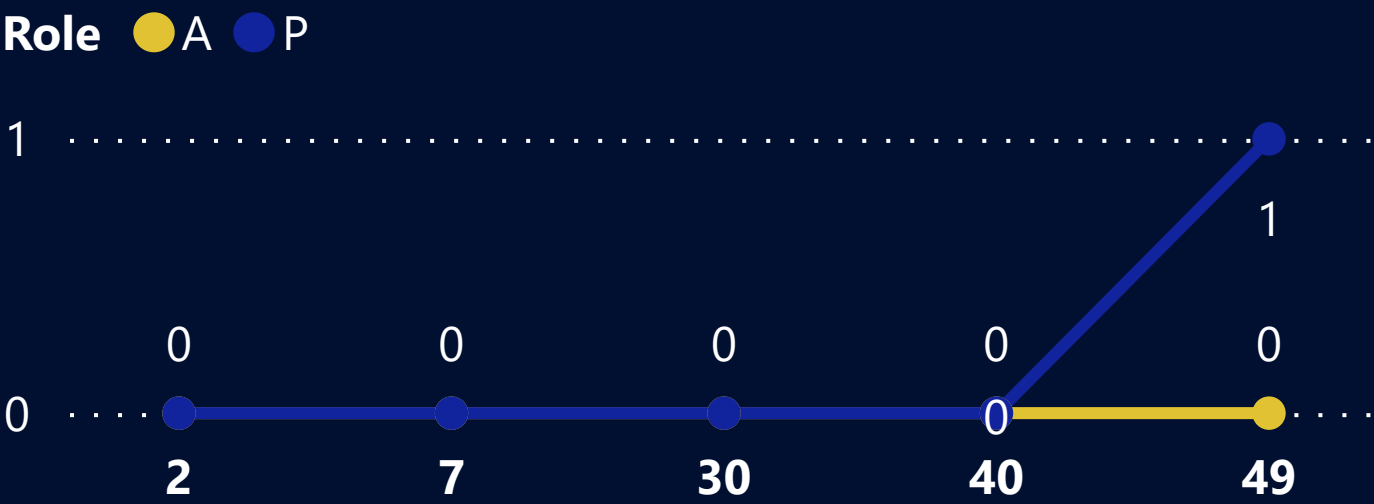
WINS - 0 LOSS - 5 TIES - 0




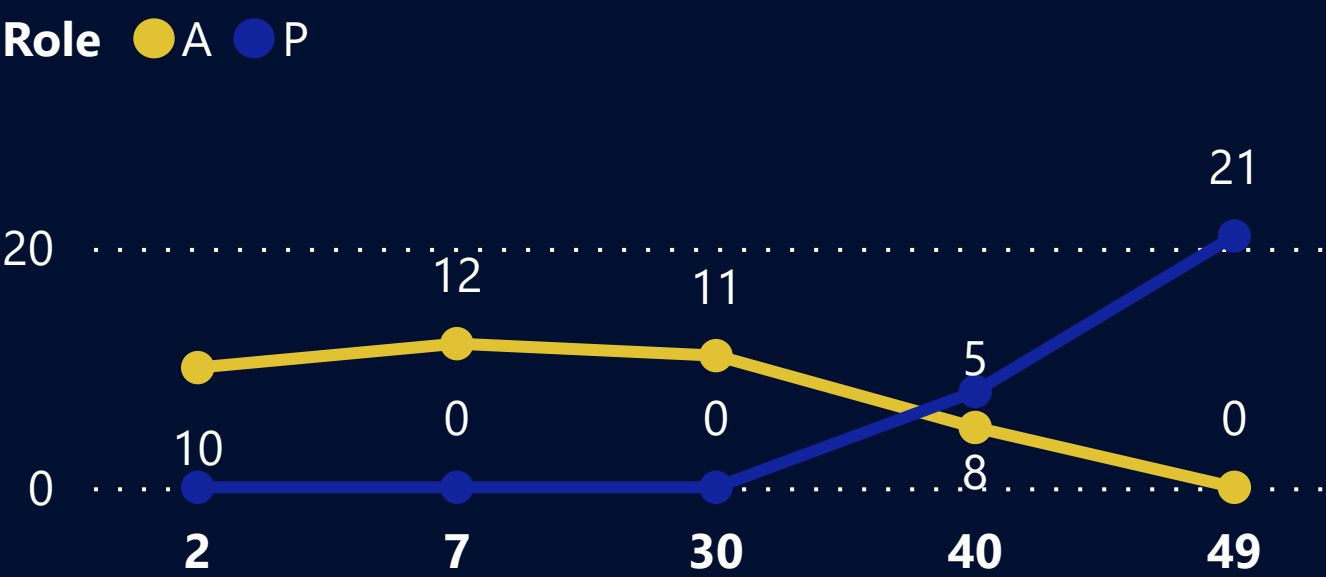
MATCH NUMBERS - 2, 7, 30, 40, 49

4TH PLACE, DIVISON 3

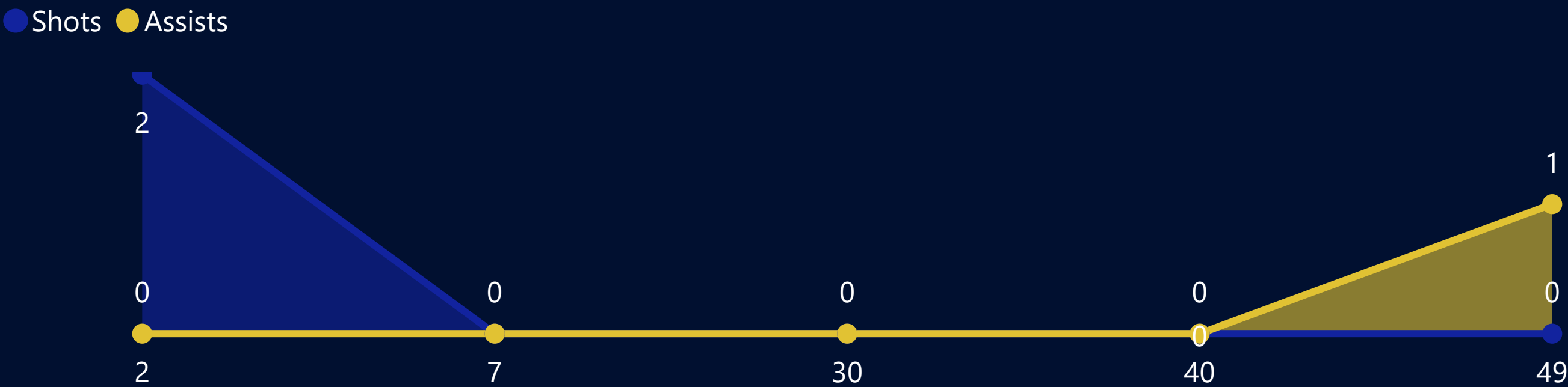
Goals by Role



Saves by Role



Shots and Assists by Match Number



Team Members

#	First Name	Last Name
20	Chamudini	Aththanayaka Mudalige
15	Dinusha	Lewpoth Deniyage
55	Madushi	Mirihana Arachchilage
40	Minduni	Bamunusinghe Arachchige
5	Poorani	Abewicrama Liyanarachchige
20	Reshani	Ratnayake
18	Sahansa	Wewalage
35	Sanduni	Rathnappulige
30	Shara	Rathnayaka Mudiyansele
10	Undupitiya Kankanamge Parame Wihara	Undupitiya

Cards Received



* All visualizations are filtered and categorized by the Delegation's Match Number
** Visualizations with legends A and P, stands for Athlete (A) and Partners (P)



SO SINGAPORE
MEN'S DELEGATION

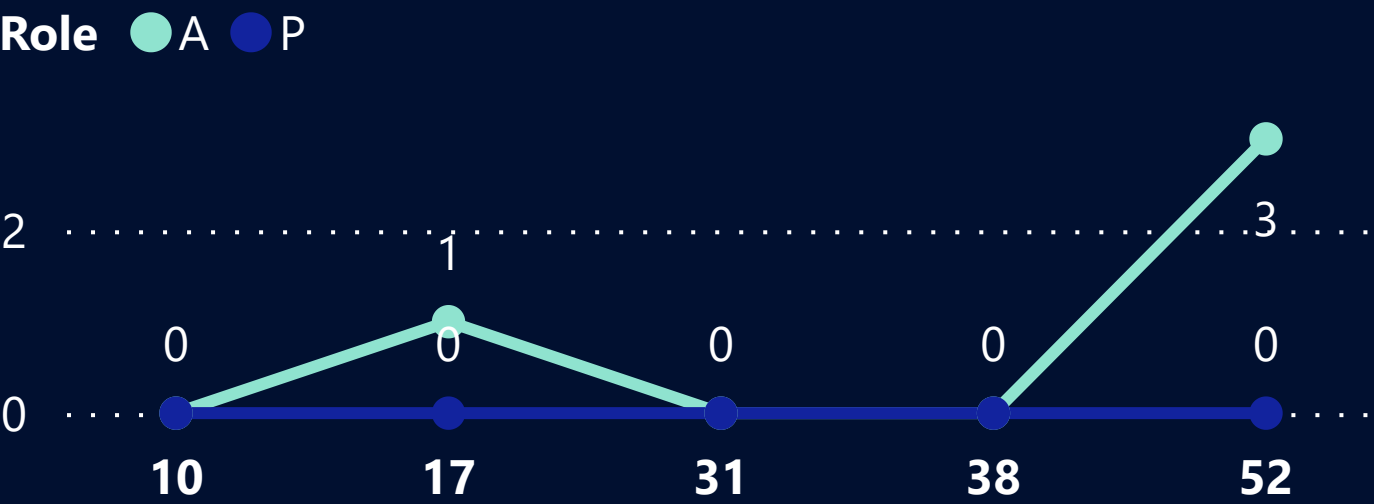


WINS - 1 LOSS - 4 TIES - 0

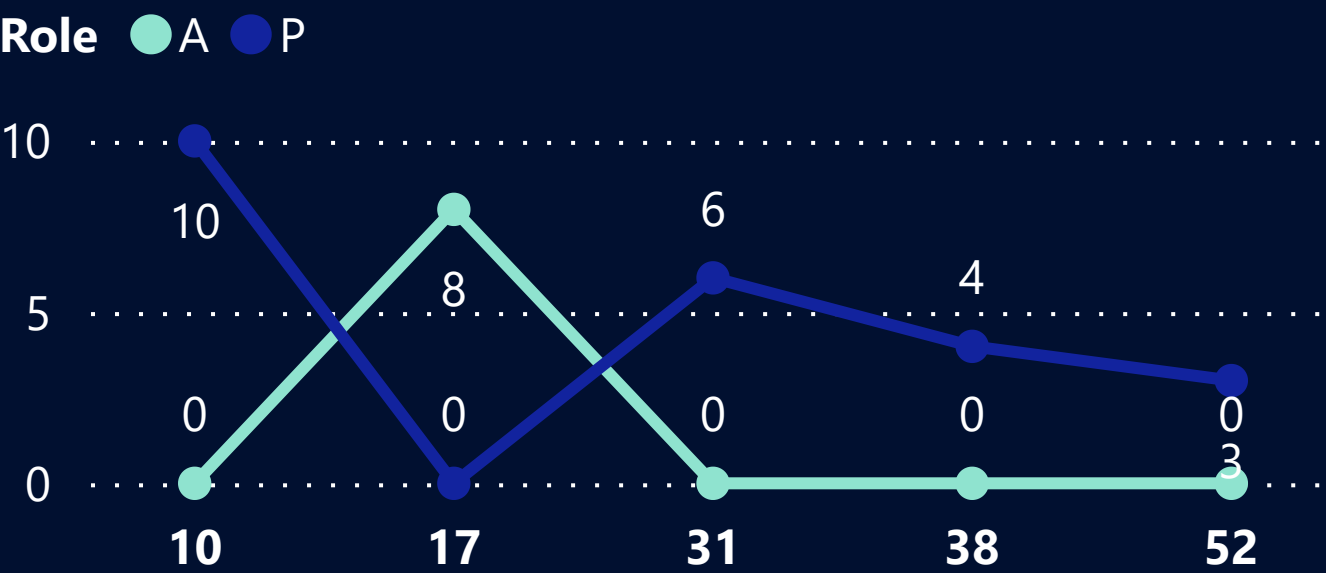
MATCH NUMBERS - 10, 17, 31, 38, 52

5TH PLACE, DIVISON 2

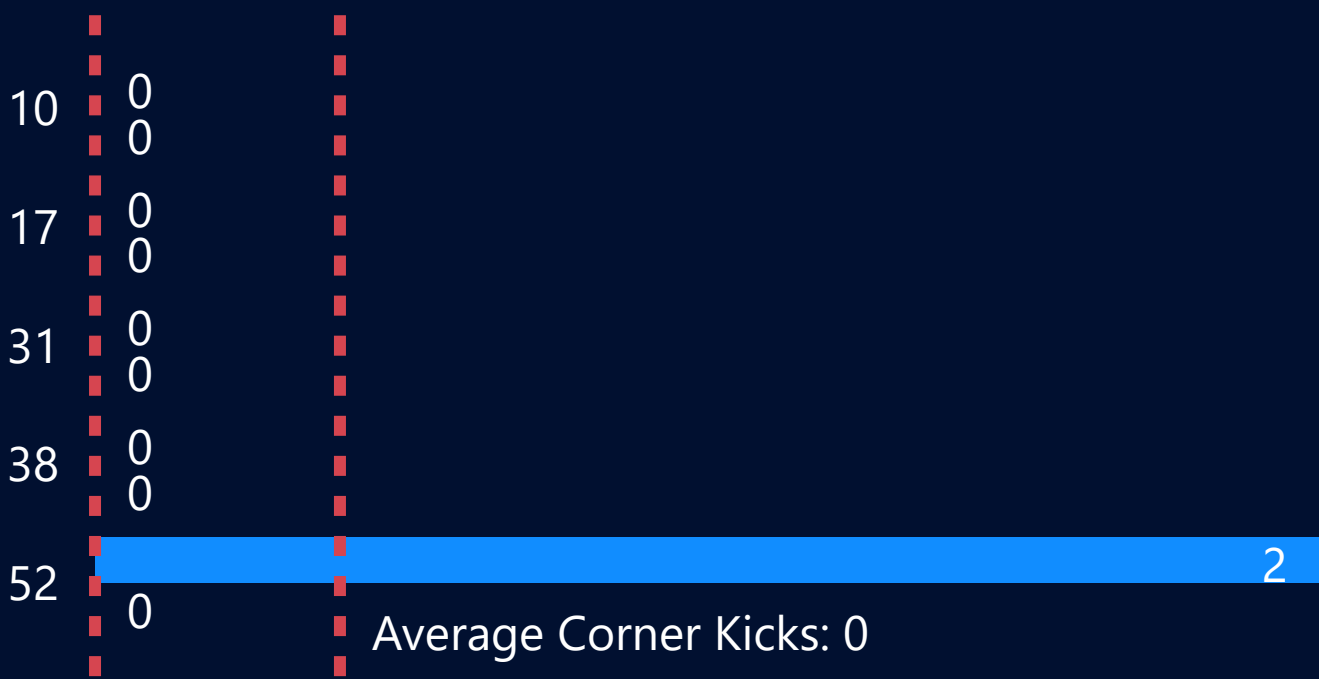
Goals by Role



Saves by Role

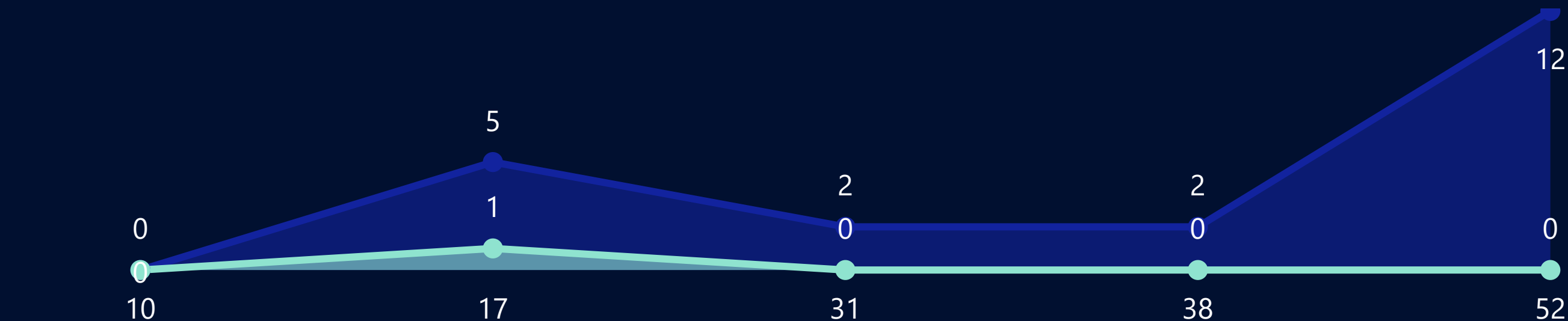


● Corner Kicks ● Penalty Kicks



Shots and Assists by Match Number

● Shots ● Assists



Team Members

#	First Name	Last Name
30	Ammar Rifa'i	Roslee
60	Dustin	Rajadurai
35	Guan Sen	Eden Lai
65	Harun Azfar	Mohd Yusoff
20	Ilham Zikrii	Ismail Fahmi
40	Kulbir	Singh
10	Lutfi Rafeq'e Izrafil	Wayudy
70	Muhammad Aqmal Amsyar	Anuar
50	Muhammad Bazil Danial	Mohamed Fazli
75	Muhammad Fhairulnizan	Fhaidil
45	Muhammad Haziq	Ibrahim
55	Muhammad Raziq	Azran
15	Nanda Koomar	Palaniyappan
5	Pin Yun	Han
80	Scott	Rodrigues
25	Vito	Villasoto

Cards Received



* All visualizations are filtered and categorized by the Delegation's Match Number
** Visualizations with legends A and P, stands for Athlete (A) and Partners (P)



SO SLOVAKIA
WOMEN'S DELEGATION

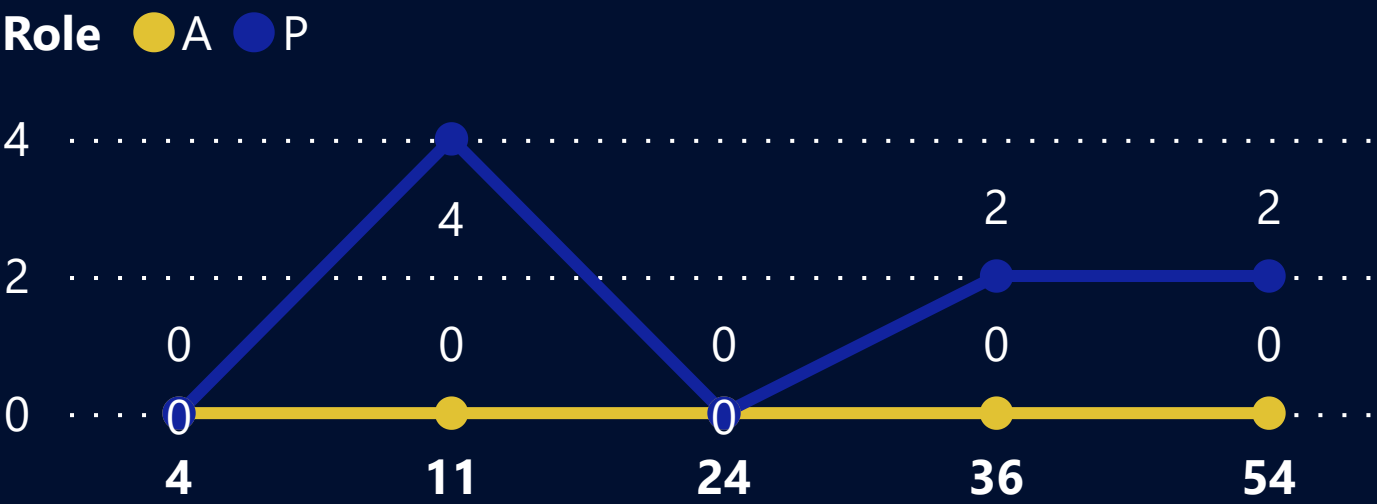
WINS - 3 LOSS - 1 TIES - 1



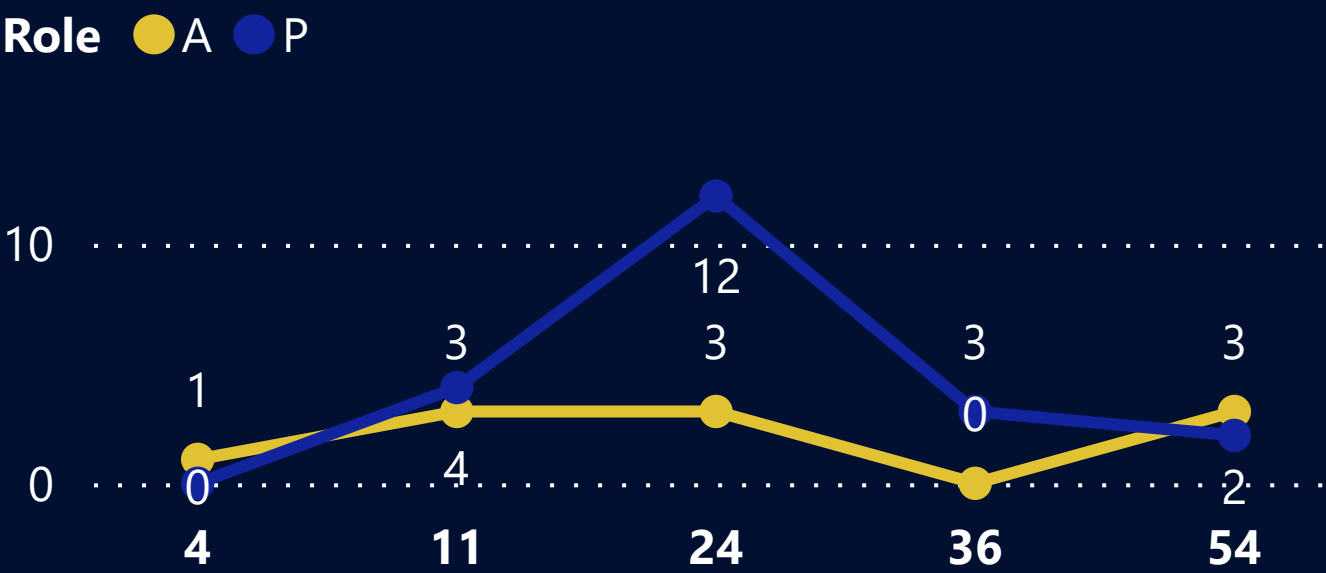
MATCH NUMBERS - 4, 11, 24, 36, 54

1ST PLACE, DIVISON 2

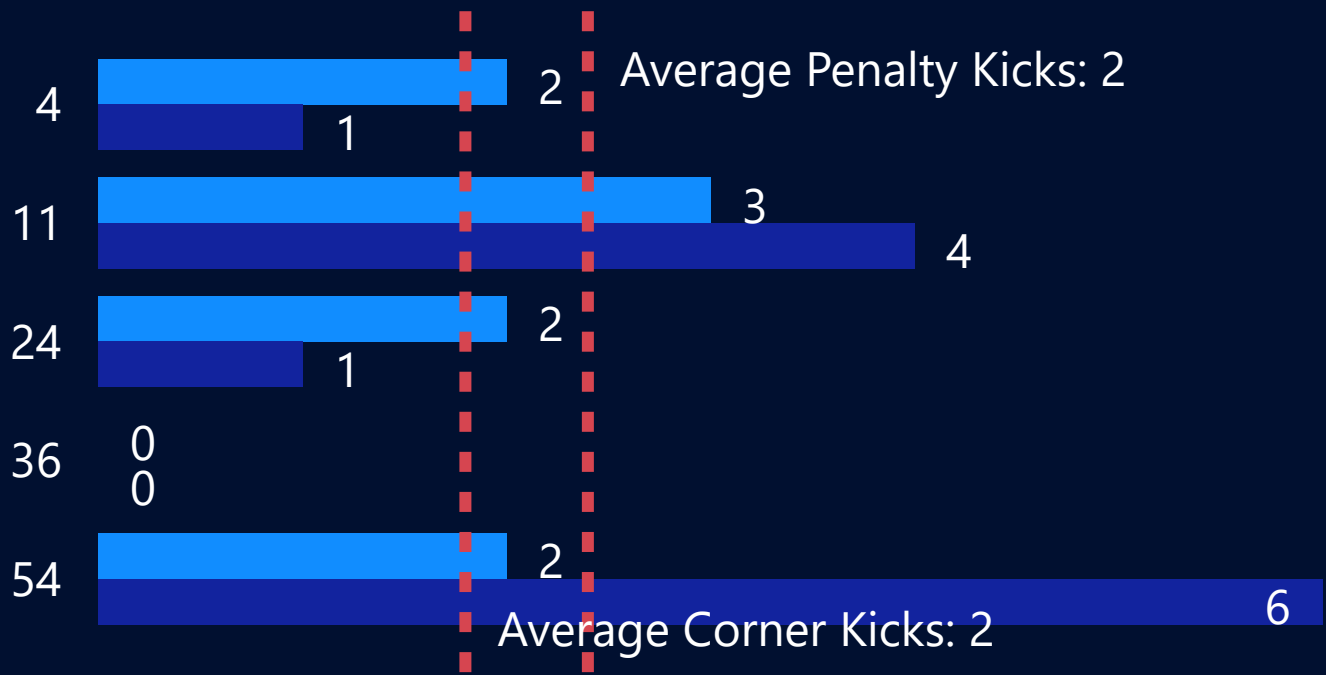
Goals by Role



Saves by Role



● Corner Kicks ● Penalty Kicks



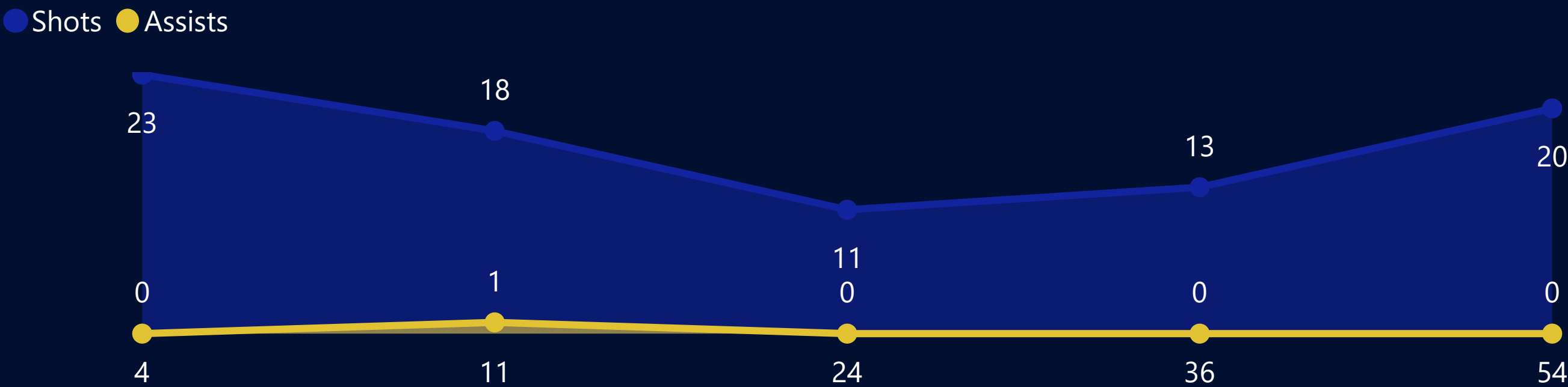
Team Members

#	First Name	Last Name
60	Barbora	Kvassayova
80	Ingrid	Uhlichova
75	Klara	Krajciova
70	Kristina	Piackova
10	Lenka	Janickovicova
65	Maria	Polhosova
85	Nikola	Matkova
90	Patricia	Mudrakova
50	Tatiana	Sirejova
35	Veronika	Mackova
95	Zora	Obertova

Cards Received



Shots and Assists by Match Number



* All visualizations are filtered and categorized by the Delegation's Match Number
** Visualizations with legends A and P, stands for Athlete (A) and Partners (P)



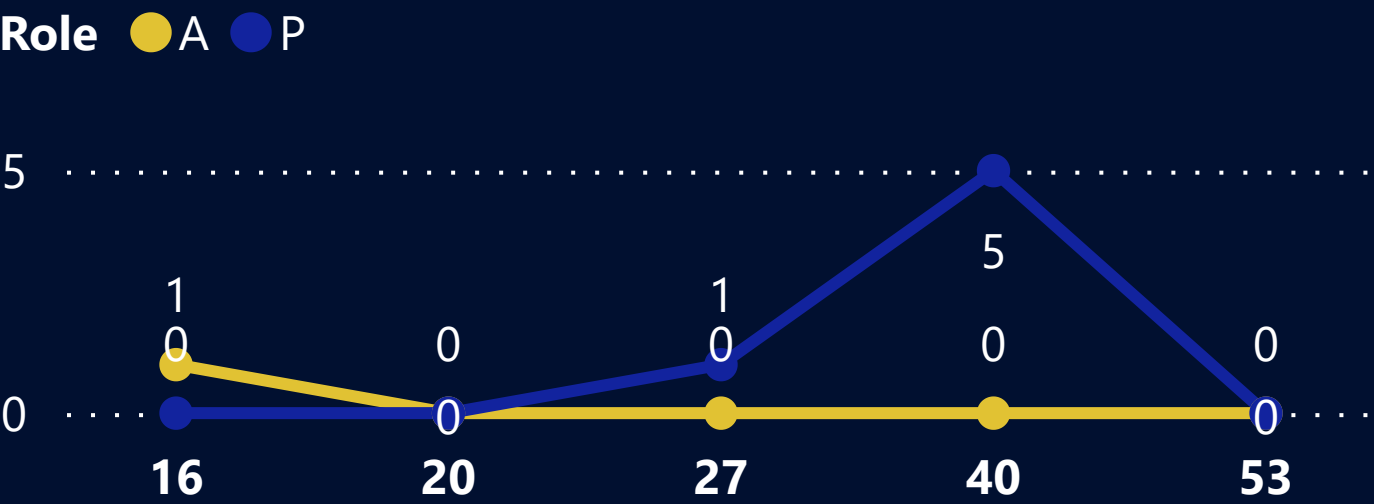
SO UAE
WOMEN'S DELEGATION

WINS - 1 LOSS - 3 TIES - 1

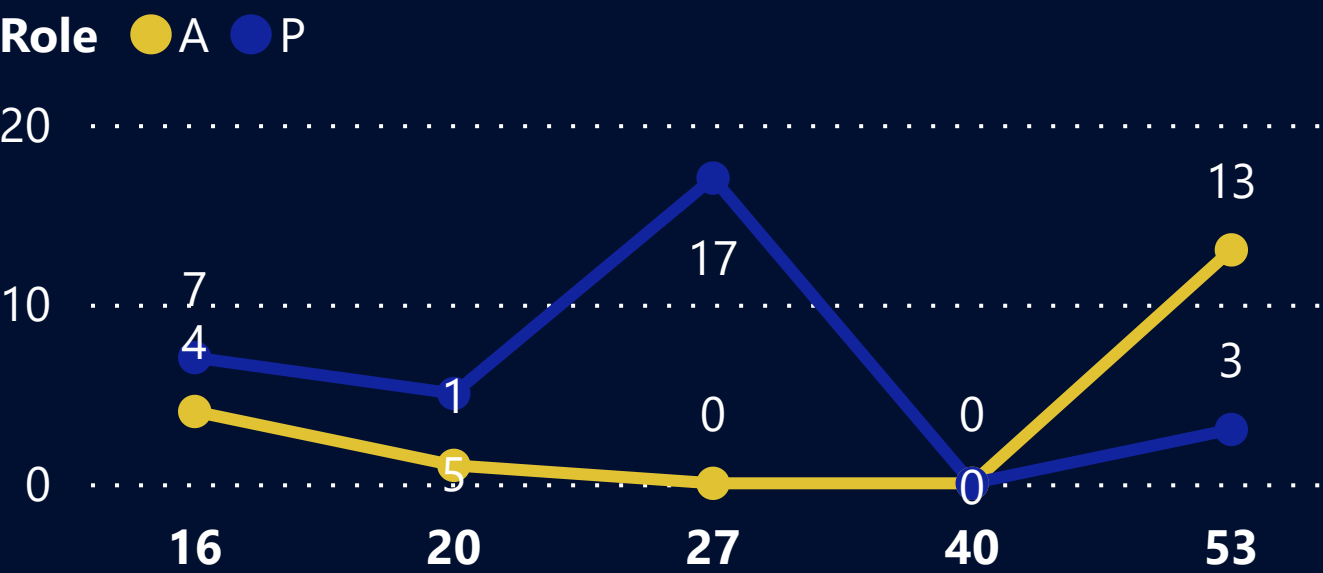


MATCH NUMBERS - 16, 20, 27, 40, 53 2ND PLACE, DIVISON 3

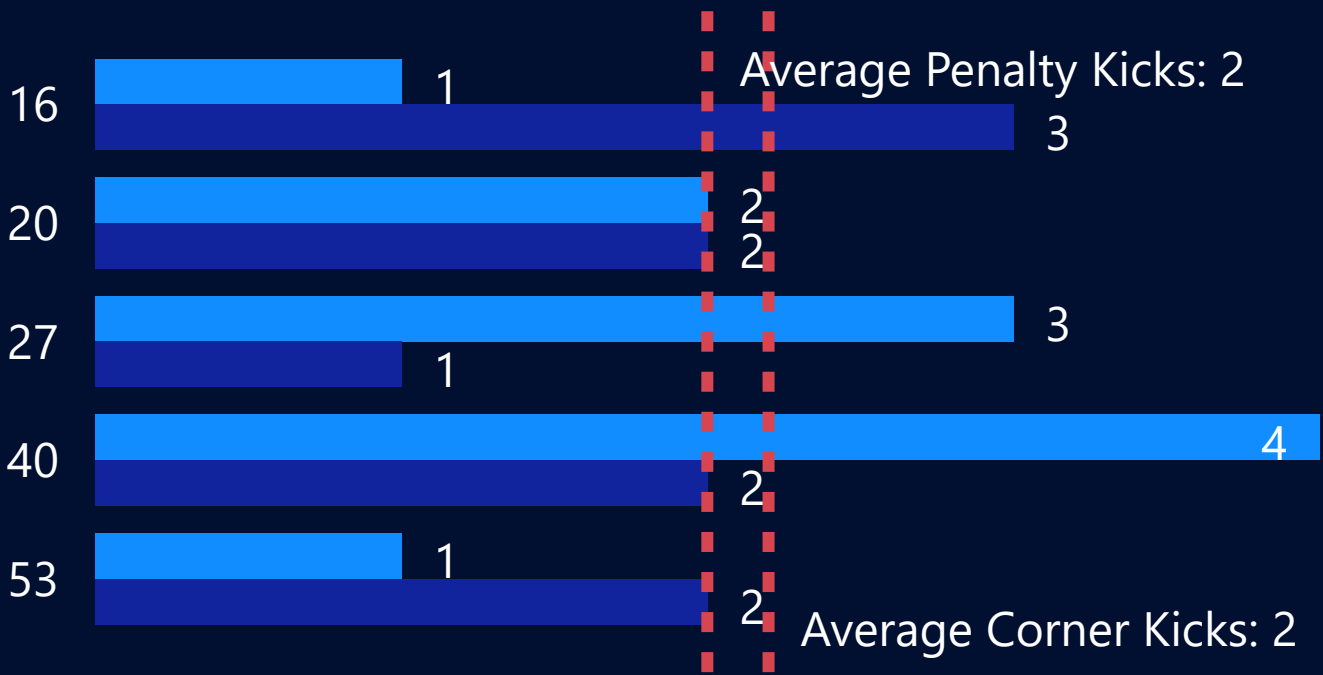
Goals by Role



Saves by Role



● Corner Kicks ● Penalty Kicks



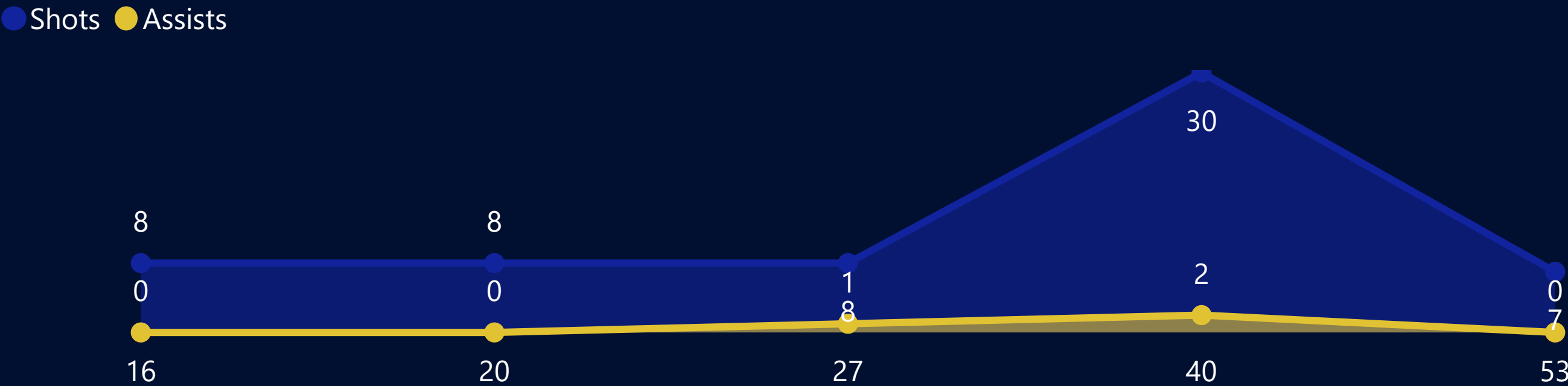
Team Members

#	First Name	Last Name
20	Aldana	Almansoori
50	Amna	Alaskar
35	Aysha	Gheyath
3	Fadwa	Abdulqader
30	Fatima	Alhosani
40	Ghanima	Rashid
15	Khulood	Alkhoori
55	Maha	Alblooshi
18	Salma	Alsalami
25	Sariea	Almansoori
10	Shaikha	Binshemel

Cards Received



Shots and Assists by Match Number



* All visualizations are filtered and categorized by the Delegation's Match Number
** Visualizations with legends A and P, stands for Athlete (A) and Partners (P)



SO UNITED STATES OF AMERICA

MEN'S DELEGATION

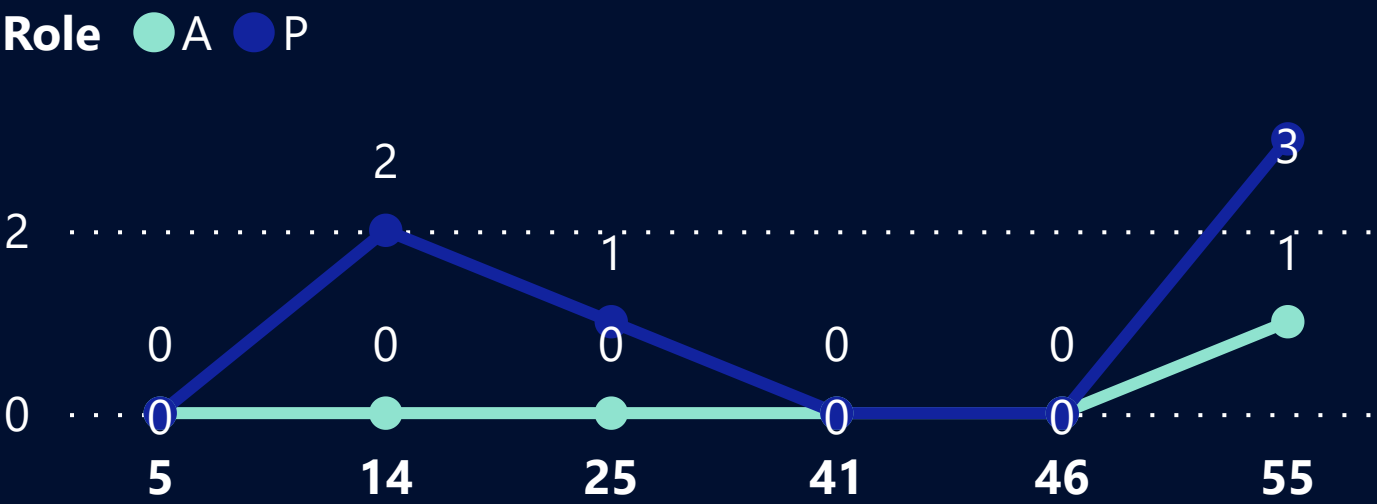


WINS - 2 LOSS - 4 TIES - 0

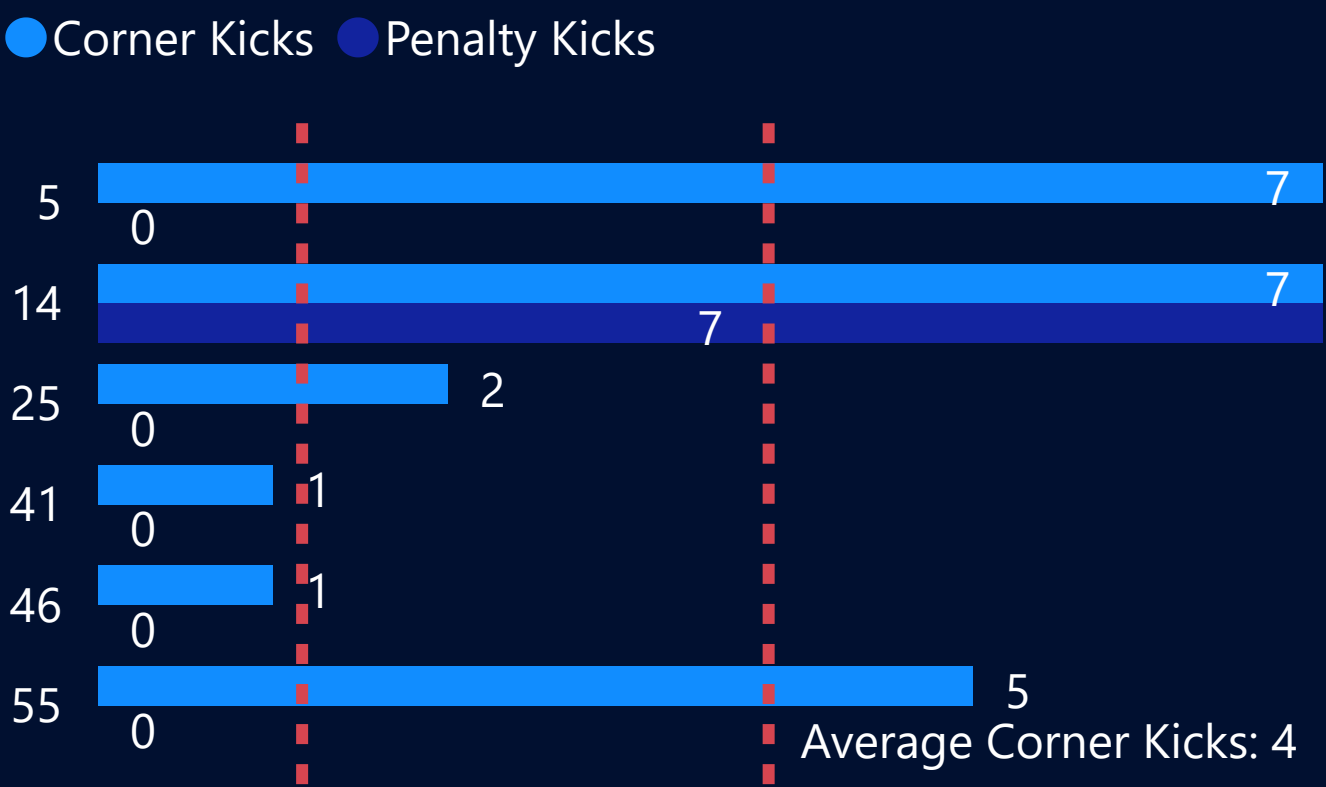
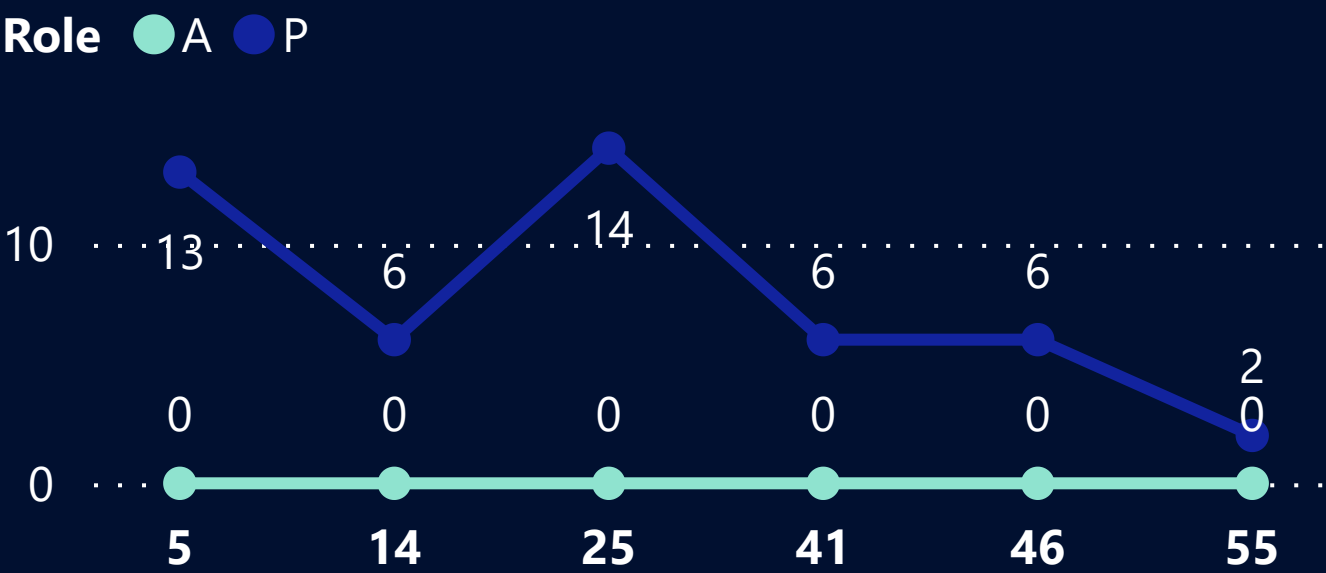
MATCH NUMBERS - 5, 14, 25, 41, 46, 55

3RD PLACE, DIVISON 2

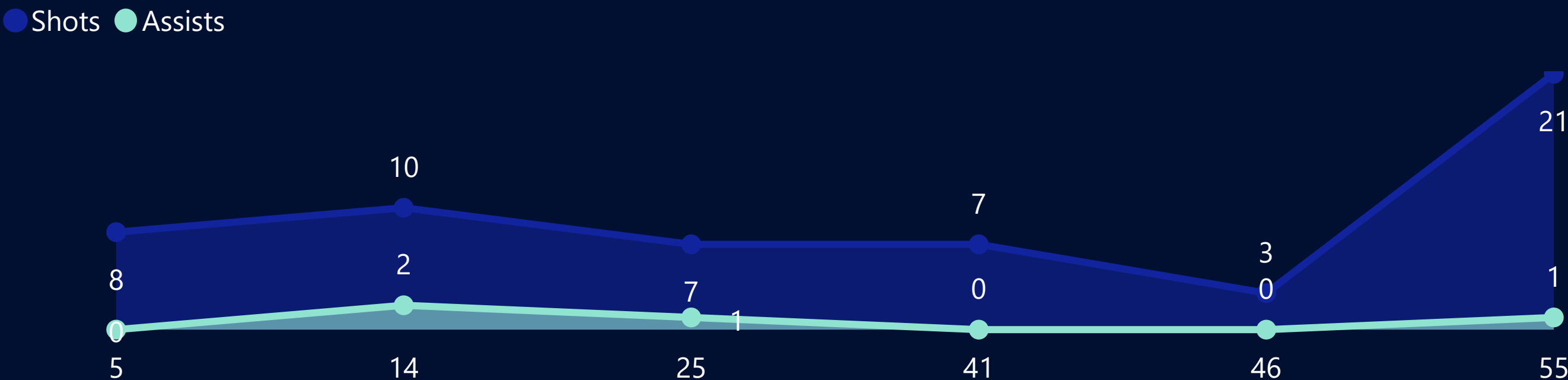
Goals by Role



Saves by Role



Shots and Assists by Match Number



Team Members

#	First Name	Last Name
42	Adam	Jeffery
60	Aiden	Ramirez
6	Auston	Koch
66	Dylan	Lenze
30	Evan	Walker
18	Jaylen	Bischoff
90	Joshua	Toplikar
24	Kyle	Karren
84	Landon	Kirksey
54	Liam	Stuart
36	Michael	Palmquist
48	Nolan	McNellis
12	Paul Ian	Tate
96	Paul Tyler	Tate
78	Steven	Russell
72	Theodore	Hollebeek

Cards Received



* All visualizations are filtered and categorized by the Delegation's Match Number
** Visualizations with legends A and P, stands for Athlete (A) and Partners (P)



SO UNITED STATES OF AMERICA

WOMEN'S DELEGATION

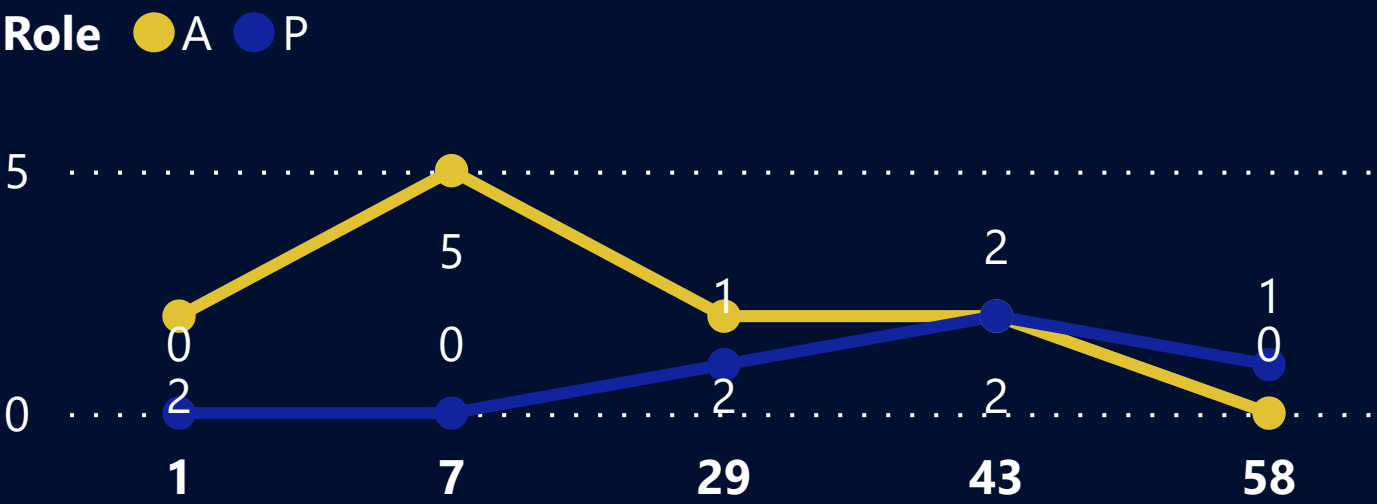


WINS - 3 LOSS - 1 TIES - 1

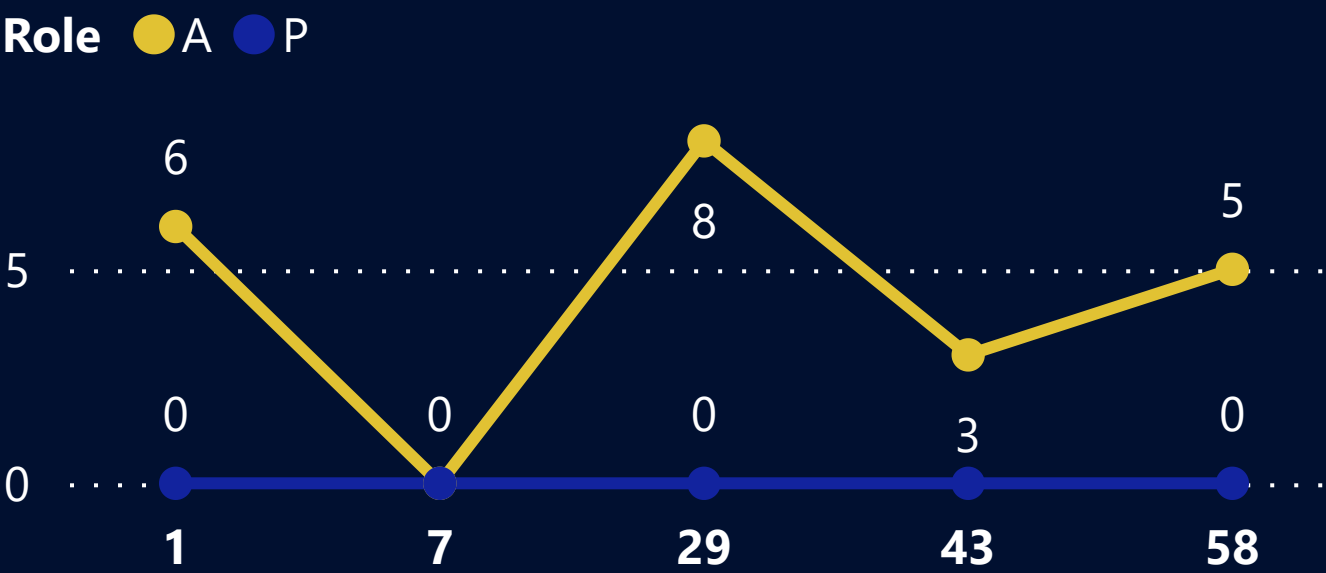
MATCH NUMBERS - 1, 7, 29, 43, 58

2ND PLACE, DIVISON 1

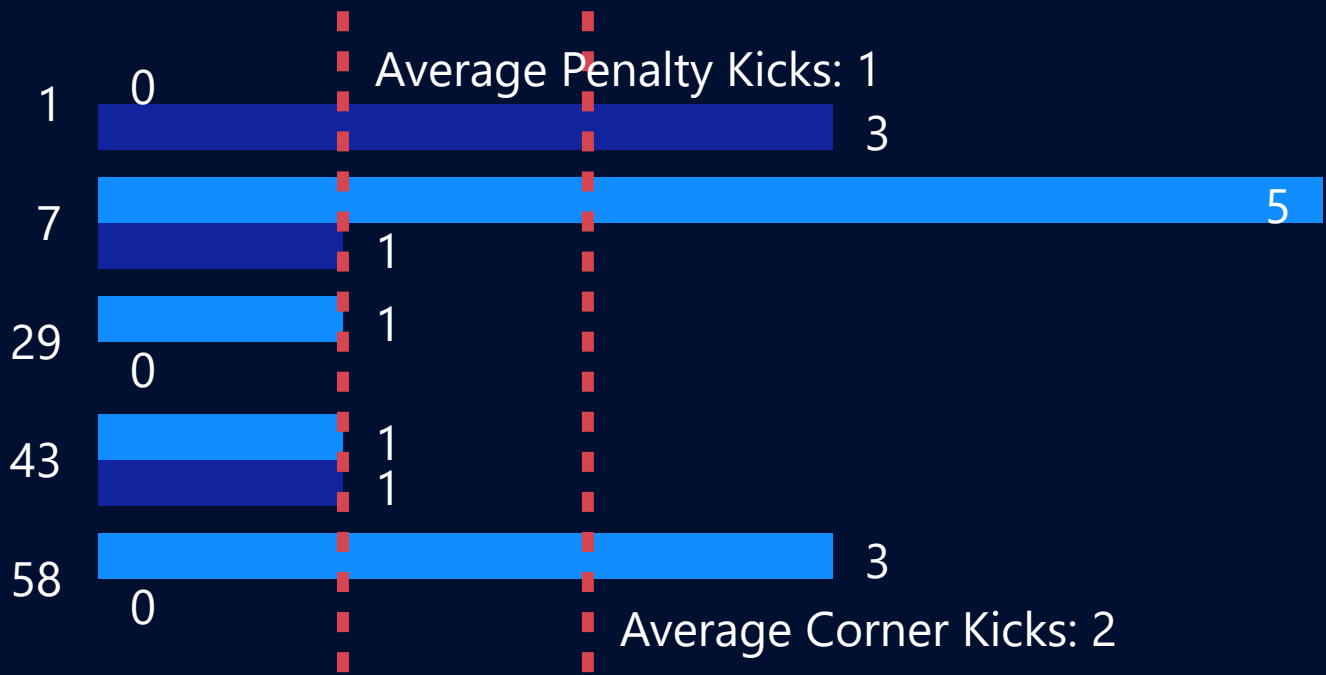
Goals by Role



Saves by Role



● Corner Kicks ● Penalty Kicks



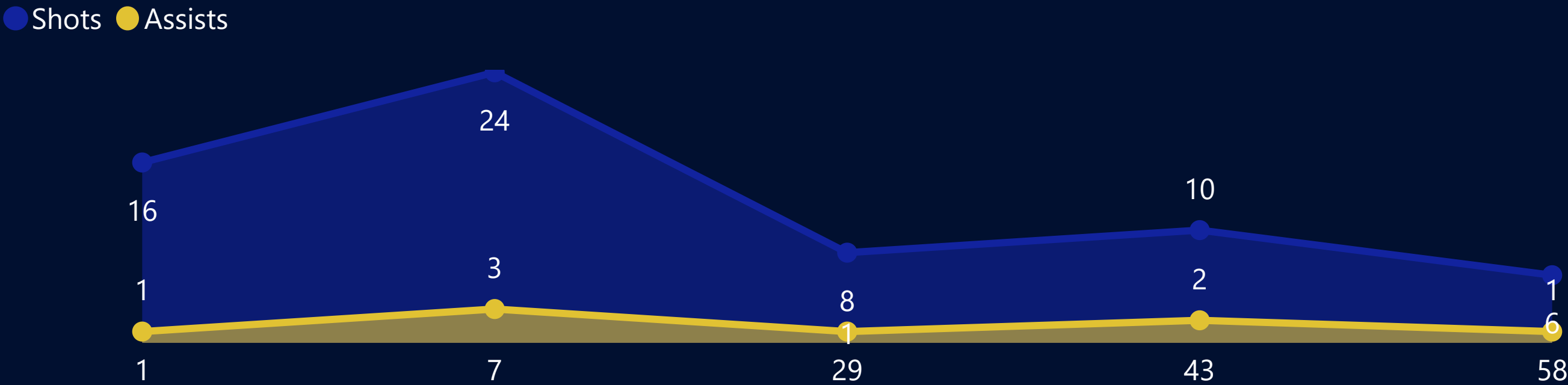
Team Members

#	First Name	Last Name
55	Abigail	Marcello
45	Avery	Kingery
30	Coree	Benesch
20	Dominique	DeHerrera
25	Esmeralda	Tolentino
35	Myah	Garrett
40	Nayeli	Morales
5	Radoslava	Papadopoulos
10	Sarahi	Remigio
15	Shelby	Reines
50	Vienna	Lundstedt

Cards Received



Shots and Assists by Match Number



* All visualizations are filtered and categorized by the Delegation's Match Number

** Visualizations with legends A and P, stands for Athlete (A) and Partners (P)



PARTICIPATING PARTNERS



Presenting Partner



Official Hometown Sponsor



Global Broadcast Partner



Insurance & Benefits Broker & Official Coaches Sponsor



Official Volunteer Sponsor



Official Beverage Sponsor



Jersey Mike's



Official Fans in the Stands Sponsor



Lambert & Co.



Sport Performance Partner



LifeWear

Apparel Sponsor