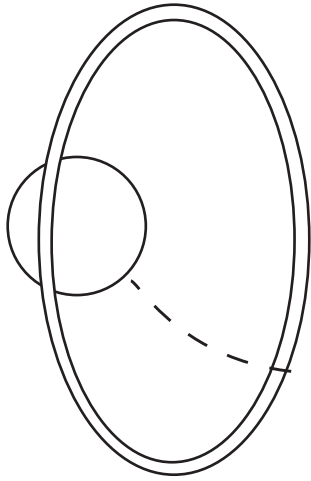


2

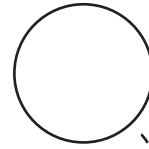
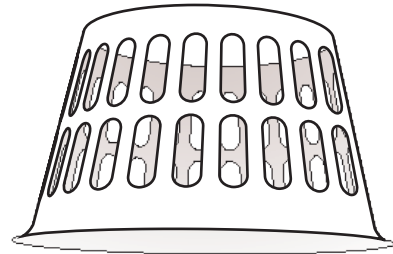
The ball goes through.



Trace the ball's path.


1

The ball goes in.



Color the ball.

Draw the ball.



I can throw a ball.

3


Let's Practice & Play

's

Name \_\_\_\_\_

# Activities

## Throwing Skills



**Directions for families:** Cut out the booklet on the bold line. Fold the page on the horizontal dashed line, then on the vertical dashed line so the cover is on the outside. Draw and color with your child to fill in the booklet. As you do, discuss the activities and how much fun they are. Reread the mini-book periodically, especially before or after you've practiced the activities together.