

2015 REACH REPORT SUMMARY



ATHLETES
4,697,934

UNIFIED PARTNERS
657,311

TOTAL
5,355,245



COMPETITIONS
108,388

UNIFIED
12,864



297 COMPETITIONS / DAY
12 COMPETITIONS / HOUR

VOLUNTEERS
1,147,292


COACHES
424,922

YOUTH
315,205

LAW ENFORCEMENT
97,000

HEALTH
19,119

OTHER
291,046



NATIONAL & STATE PROGRAMS

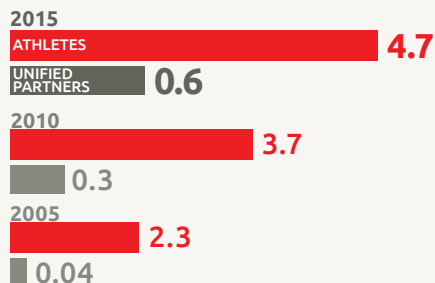
220

COUNTRIES

169



TOTAL IN MILLIONS



ATHLETE LEADERSHIP

ATHLETE LEADERS
44,668

2014-2015 CHANGE
+12.7%
+5,025



YOUTH LEADERSHIP

YOUTH LEADERS (AGE 12-25)
45,255

2014-2015 CHANGE
+51.9%
+15,472

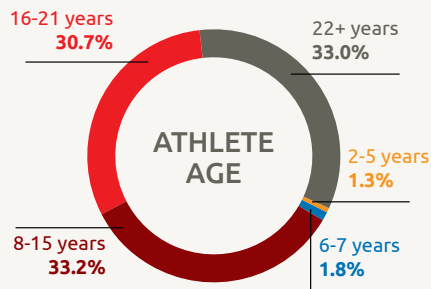


FAMILY LEADERSHIP

FAMILY LEADERS
22,678

2014-2015 CHANGE
+32.3%
+5,540

REGISTERED FAMILY MEMBERS
552,490



UNIFIED SPORTS

TOTAL TEAMMATES
1,276,565

ATHLETES
619,254

UNIFIED PARTNERS
657,311

2014-2015 CHANGE
+49.5%

TOTAL YOUTH TEAMMATES
AGE 12-25

253,629

ATHLETES
132,430

UNIFIED PARTNERS
121,199

2014-2015 CHANGE
+19.9%

HEALTHY ATHLETES

CLINICS
899

ATHLETE EXAMS
133,593

CLINICAL VOLUNTEERS
19,119

COUNTRIES
57



PROGRAM LEADERS

% OF COUNTRIES WITH PAID LEADERS
53%



SUPPORT

\$467,748,380

CASH
\$339,712,478

IN-KIND
\$128,035,902

(Based on 2014 Financial Data)